Share, like, and comment in KMS Go on Android

Content updated: 11/29/2026

This article is designated for all users.

About

KMS Go lets you share and like media on your Android device, and join the conversation with comments.

Like and share media

1. In the gallery's vertical view, swipe the media item to the right.
2. Select the **heart** icon to like the media, or the **share** icon to share it.
3. If you're sharing, select email or copy.

You can also like and share from the media page. For more information, see Media page.

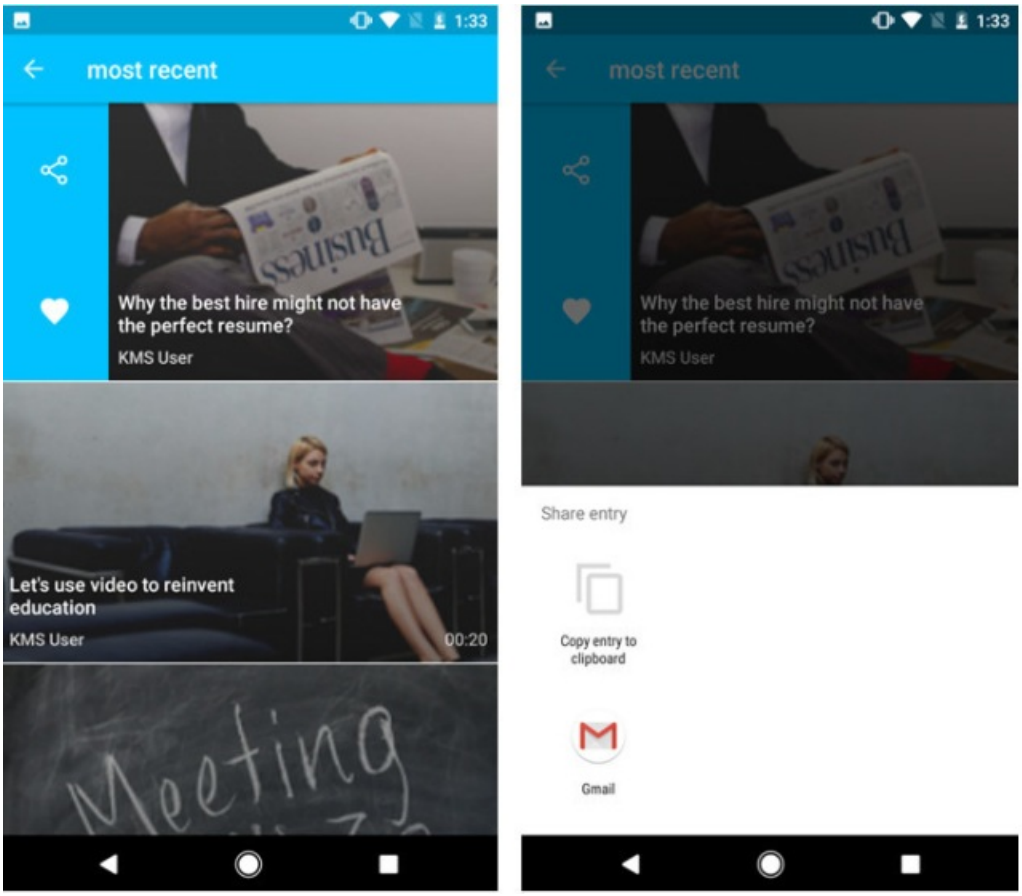

Comment on media

Copyright © 2025 Kaltura Inc. All Rights Reserved. Designated trademarks and brands are the property of their respective owners. Use of this document constitutes acceptance of the Kaltura Terms of Use and Privacy Policy.

You can comment, reply, and join a discussion on the media page.

1. Select the media thumbnail.

   The media page opens.

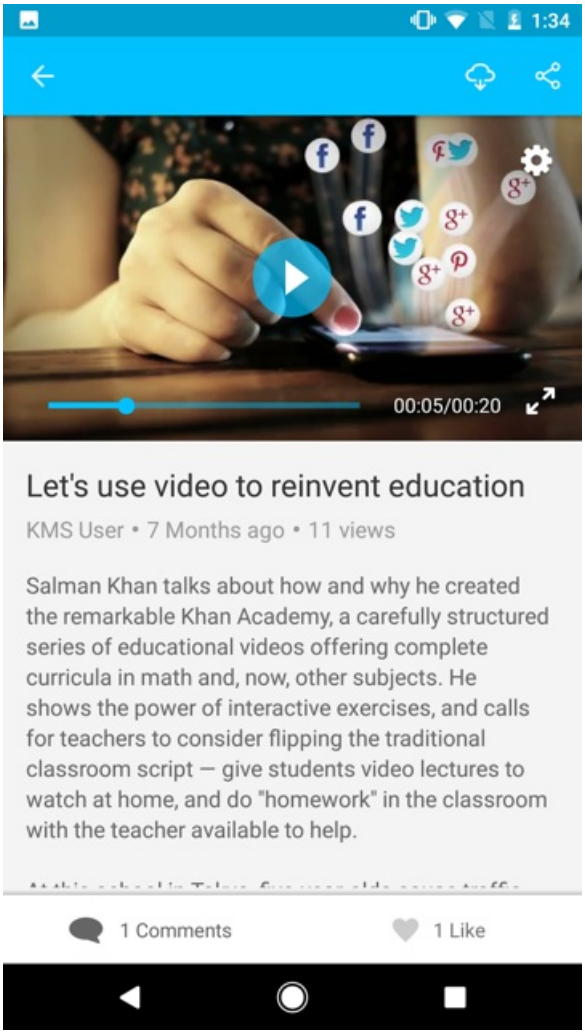

2. Select **Comments**.
3. Enter a comment.

Copyright © 2025 Kaltura Inc. All Rights Reserved. Designated trademarks and brands are the property of their respective owners. Use of this document constitutes acceptance of the Kaltura Terms of Use and Privacy Policy.

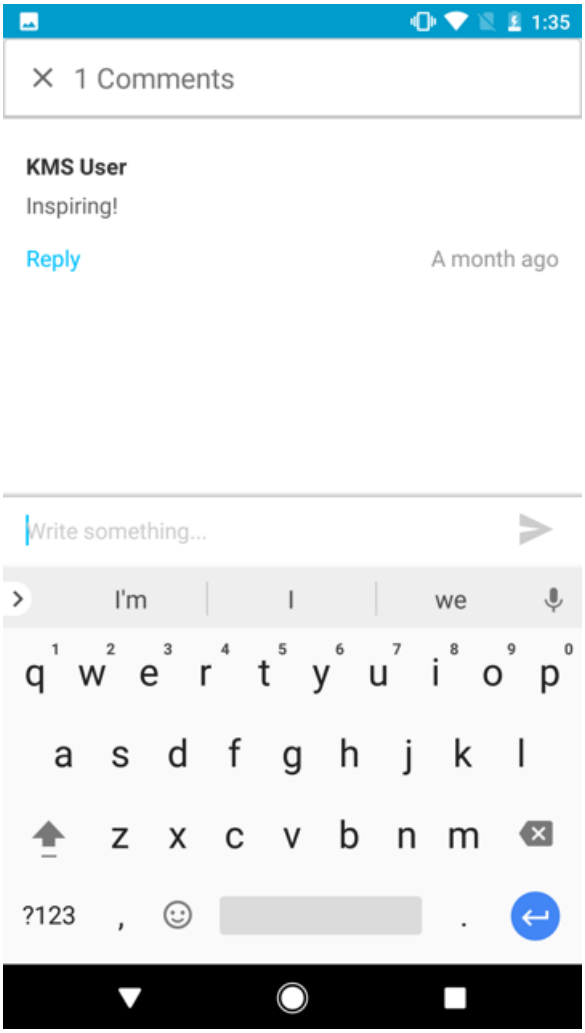

4. Select **Post**.

To reply to a comment, select **Reply**.

Your administrator's settings control what you can discover and do, including whether commenting is available.

Copyright © 2025 Kaltura Inc. All Rights Reserved. Designated trademarks and brands are the property of their respective owners. Use of this document constitutes acceptance of the Kaltura Terms of Use and Privacy Policy.