Share, like, and comment in KMS Go on iOS

Content updated: 11/29/2026

This article is designated for all users.

About

KMS Go lets you share and like media on your iPhone, and join the conversation with comments.

Share and like media

You can share and like media from a gallery or playlist, or from a media page.

Share or like from a gallery or playlist

1. Select a gallery or playlist.
2. Swipe the media item to the right.
   The quick action icons appear.

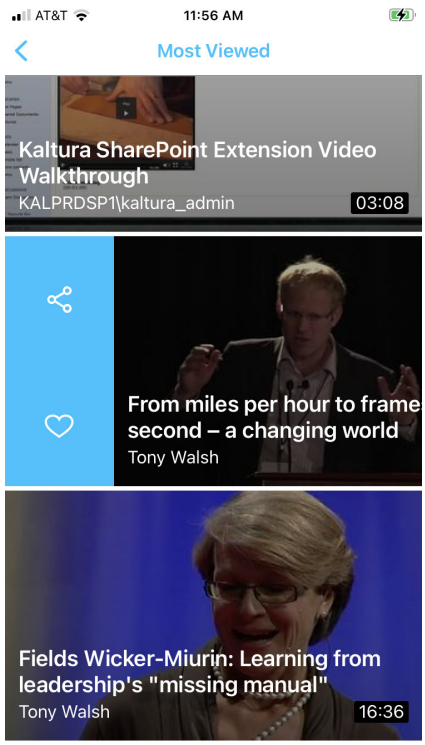

3. Select the **Share** (two lines and three circles) or **Like** (heart) icon.
   If you're sharing, choose how to share the media, such as Messages, email, or another app.

Copyright © 2025 Kaltura Inc. All Rights Reserved. Designated trademarks and brands are the property of their respective owners. Use of this document constitutes acceptance of the Kaltura Terms of Use and Privacy Policy.

Share or like from a media page

1. Go to My Media.
2. Select a media item.

   The media page opens.

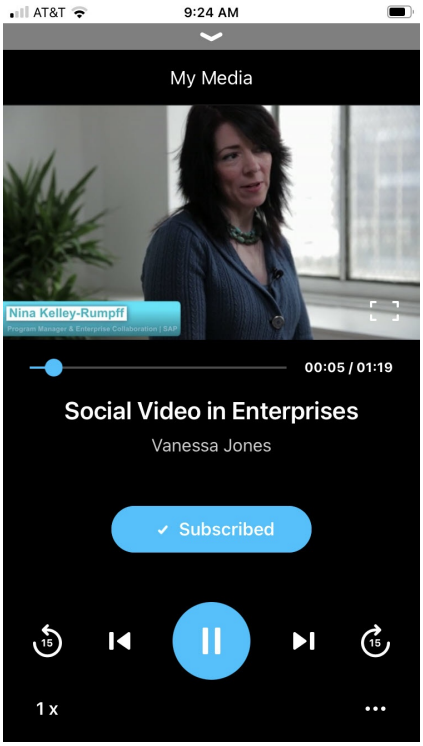

3. Select the **ellipsis** (**...**) in the lower right corner.

   More options appear.

Copyright © 2025 Kaltura Inc. All Rights Reserved. Designated trademarks and brands are the property of their respective owners. Use of this document constitutes acceptance of the Kaltura Terms of Use and Privacy Policy.

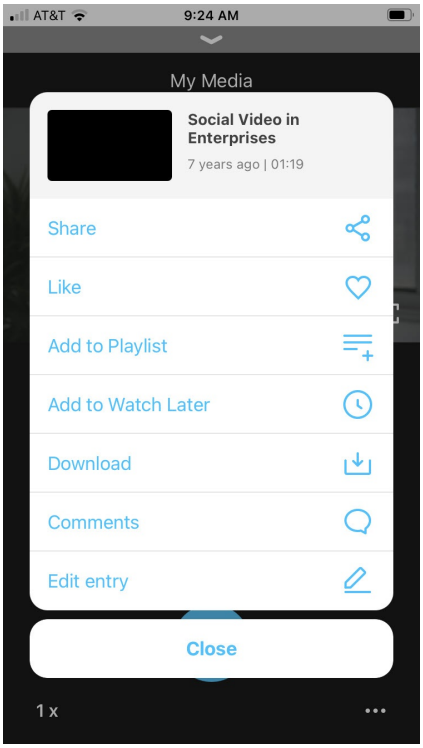

4. Select the **Share** (two lines and three circles) or **Like** (heart) icon.
   If you're sharing, choose how to share the media, such as Messages, email, or another app.

Comment on media

You can comment on a media item and reply to other people's comments.

1. Go to My Media.
2. Select a media item.
   The media page opens.

Copyright © 2025 Kaltura Inc. All Rights Reserved. Designated trademarks and brands are the property of their respective owners. Use of this document constitutes acceptance of the Kaltura Terms of Use and Privacy Policy.

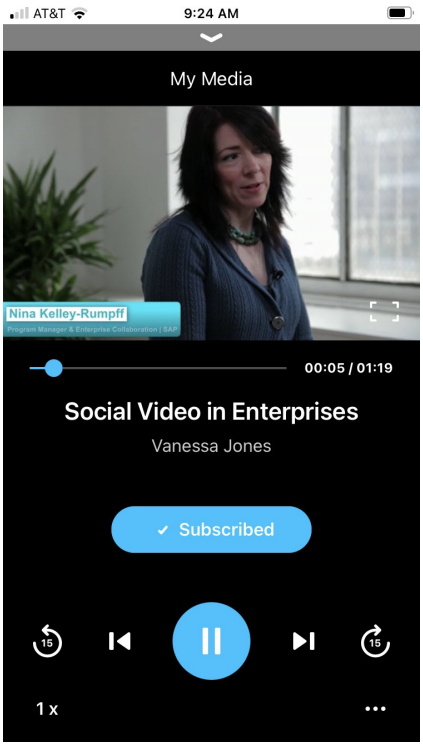

3. Select the **ellipsis** (**...**) in the lower right corner.
   More options appear.

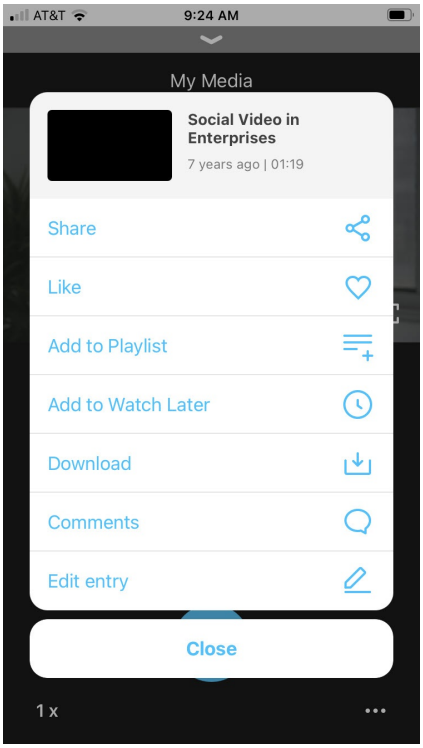

4. Select the **Comments** (speech bubble) icon.
   The Comments screen opens.

Copyright © 2025 Kaltura Inc. All Rights Reserved. Designated trademarks and brands are the property of their respective owners. Use of this document constitutes acceptance of the Kaltura Terms of Use and Privacy Policy.



5. Enter a comment.
6. Select **Post**.

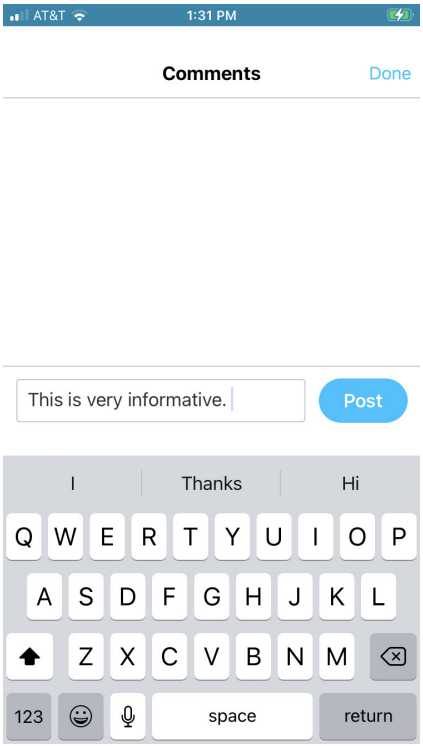

To reply to a comment, select **Reply**, enter your reply, and select **Post**.

Your administrator's settings control what you can discover and do, including

Copyright © 2025 Kaltura Inc. All Rights Reserved. Designated trademarks and brands are the property of their respective owners. Use of this document constitutes acceptance of the Kaltura Terms of Use and Privacy Policy.

whether commenting is available.

Copyright © 2025 Kaltura Inc. All Rights Reserved. Designated trademarks and brands are the property of their respective owners. Use of this document constitutes acceptance of the Kaltura Terms of Use and Privacy Policy.