Save media for later in KMS Go on Android

Content updated: 11/28/2026

This article is designated for all users.

About

KMS Go on your Android device lets you save videos to the Watch Later playlist, so you can watch them when it suits you.

Watch Later playlist

If your administrator turns it on, the Watch Later playlist lets you set a video aside to watch later. You can add or remove content from any gallery, playlist view, or media page.

Add or remove from a gallery or playlist

1. Swipe the media item to the left.
2. Select the **clock** icon.

   The media is added to or removed from the playlist. Go to your Watch Later section to see the change.

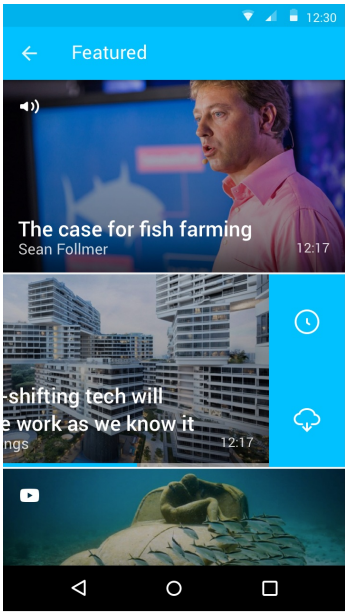

Add to Watch Later

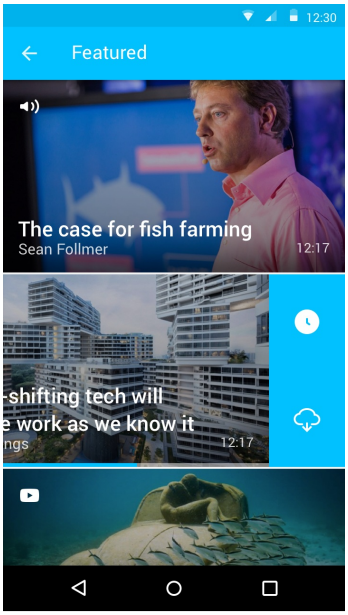

Video Added to Watch Later

Add or remove from a media page

1. Select the content.

Copyright © 2025 Kaltura Inc. All Rights Reserved. Designated trademarks and brands are the property of their respective owners. Use of this document constitutes acceptance of the Kaltura Terms of Use and Privacy Policy.

2. Select the **three dots**.

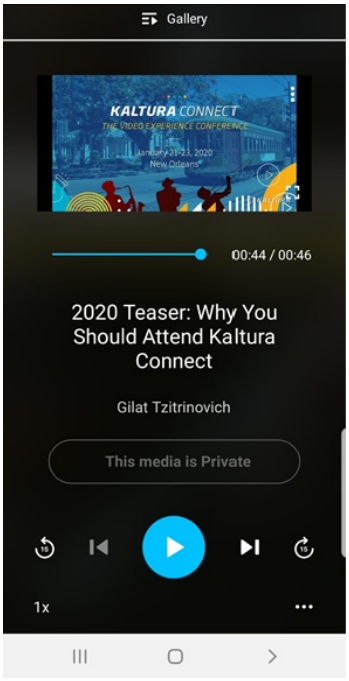

3. From the **three-dot menu**, select **Save to Watch Later**.

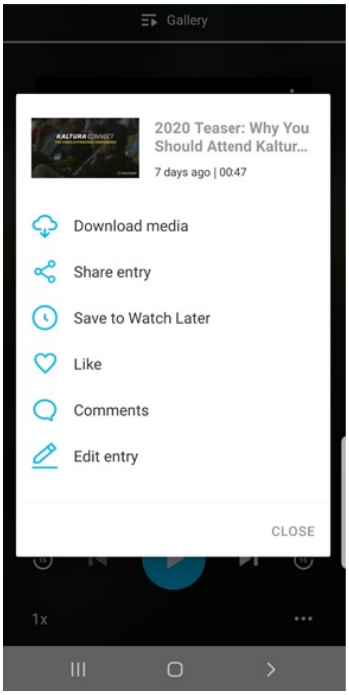

To remove content, select **Added to Watch Later list**.

Copyright © 2025 Kaltura Inc. All Rights Reserved. Designated trademarks and brands are the property of their respective owners. Use of this document constitutes acceptance of the Kaltura Terms of Use and Privacy Policy.

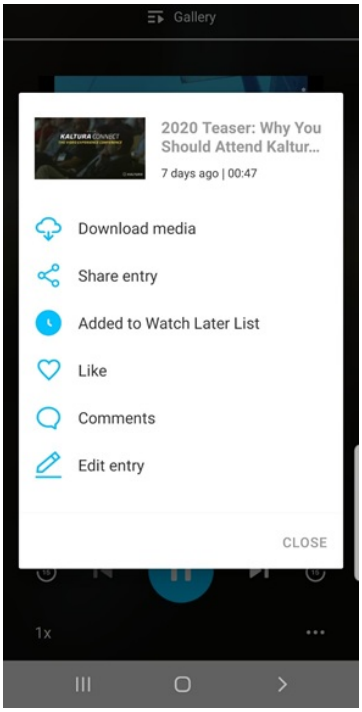

View the Watch Later playlist

1. Select **My Profile**.

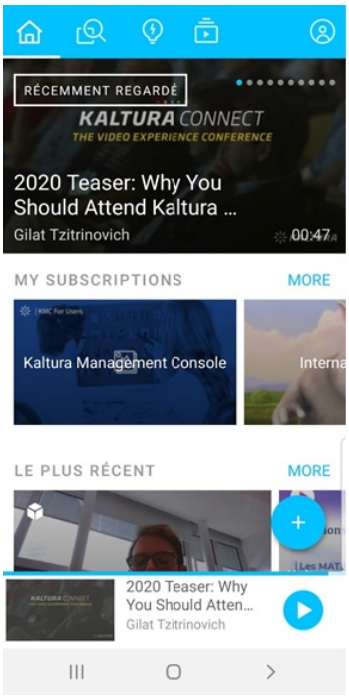

2. Select **Watch Later**.

Copyright © 2025 Kaltura Inc. All Rights Reserved. Designated trademarks and brands are the property of their respective owners. Use of this document constitutes acceptance of the Kaltura Terms of Use and Privacy Policy.

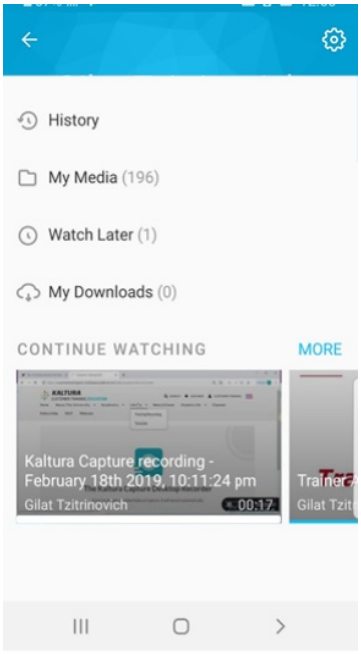

To remove content from here, swipe left and select the **clock** icon.

Copyright © 2025 Kaltura Inc. All Rights Reserved. Designated trademarks and brands are the property of their respective owners. Use of this document constitutes acceptance of the Kaltura Terms of Use and Privacy Policy.