Find and watch media in KMS Go on iOS

Content updated: 11/28/2026

This article is designated for all users.

About

KMS Go helps you find media to watch on your iPhone, from galleries and channels to search and suggestions.

Discover media

Media discovery starts on the homepage. Swipe horizontally to browse a gallery, or select a gallery name to scroll vertically.

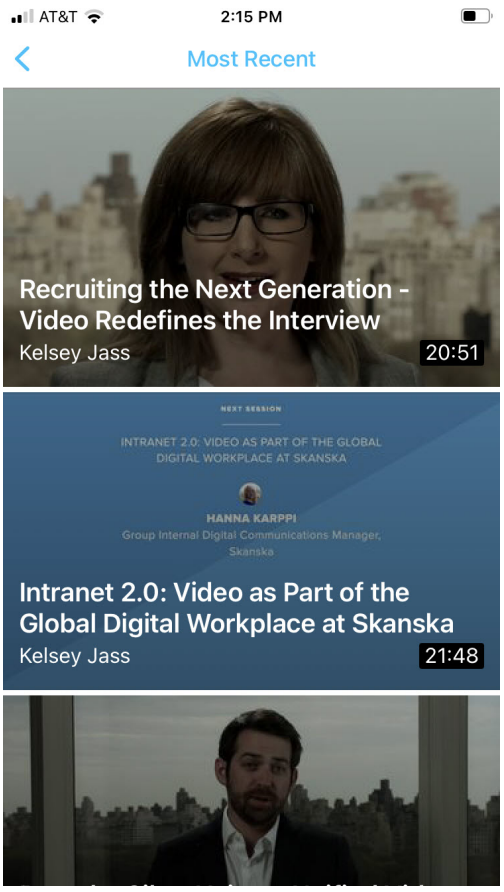

In the vertical view, swipe a media item left or right to see its quick actions.

- Swipe left for Watch Later, Add media to, and Download.
- Swipe right for Share and Like.

To save, share, or comment on media, see Save and share media in KMS Go on iOS.

Copyright © 2025 Kaltura Inc. All Rights Reserved. Designated trademarks and brands are the property of their respective owners. Use of this document constitutes acceptance of the Kaltura Terms of Use and Privacy Policy.

Search and browse

KMS Go searches metadata, slides, captions, channels, and categories with one keyword search.

Search for media

1. Select **Explore** at the bottom of the homepage.

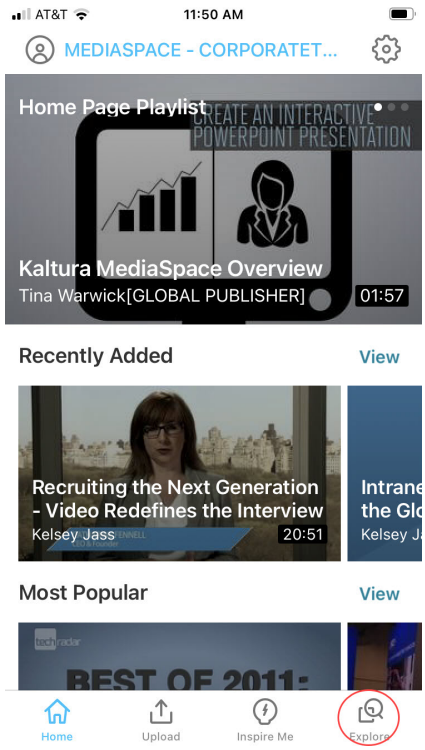

The Explore page opens.

Copyright © 2025 Kaltura Inc. All Rights Reserved. Designated trademarks and brands are the property of their respective owners. Use of this document constitutes acceptance of the Kaltura Terms of Use and Privacy Policy.

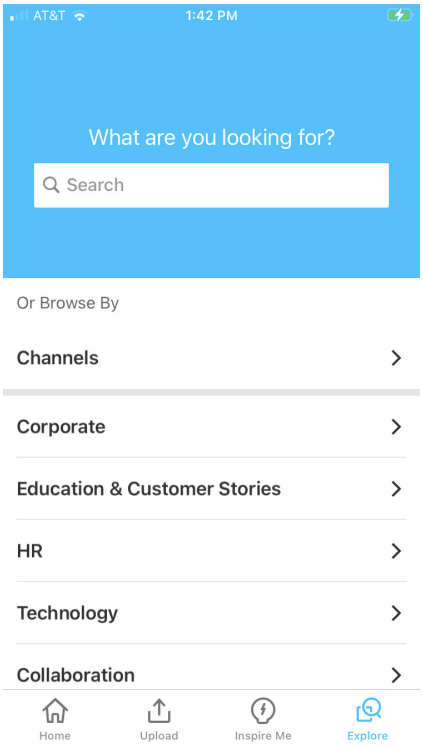

Search results appear in a magazine-style layout, with the best matches first. Matching channels appear too.

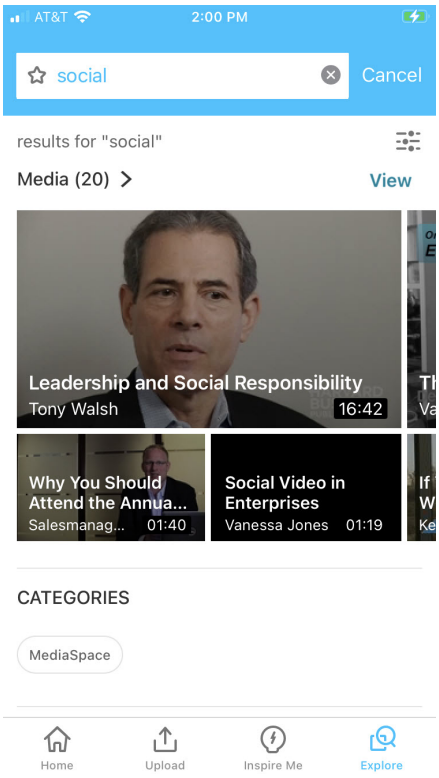

Sort and filter search results

To sort and filter your results, select the **filter** icon in the top right corner of the search results page.

Copyright © 2025 Kaltura Inc. All Rights Reserved. Designated trademarks and brands are the property of their respective owners. Use of this document constitutes acceptance of the Kaltura Terms of Use and Privacy Policy.

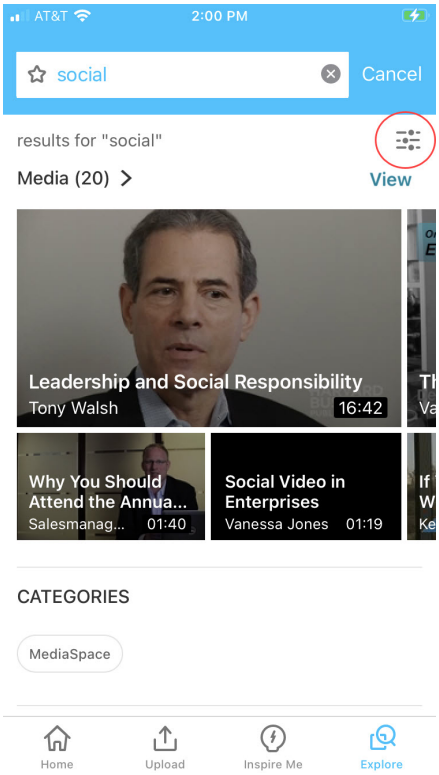

You can sort results by:

- Relevance
- Creation date, descending or ascending
- Update date, ascending or descending
- Alphabetical order, A to Z or Z to A
- Views
- Plays
- Likes

You can search in:

- All fields
- Details
- Chapters and slides
- Captions
- Quiz

You can filter by media type:

- Video
- Quiz
- Audio

Copyright © 2025 Kaltura Inc. All Rights Reserved. Designated trademarks and brands are the property of their respective owners. Use of this document constitutes acceptance of the Kaltura Terms of Use and Privacy Policy.

- Image
- Webcast events
- Interactive video

Save a search

To save a search, select the star next to your keywords in the search window. A white star means the search isn't saved.

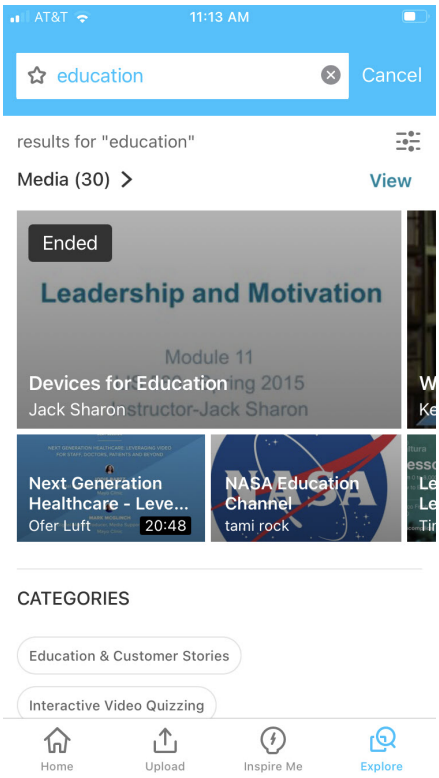

The star turns blue when the search is saved.

Copyright © 2025 Kaltura Inc. All Rights Reserved. Designated trademarks and brands are the property of their respective owners. Use of this document constitutes acceptance of the Kaltura Terms of Use and Privacy Policy.

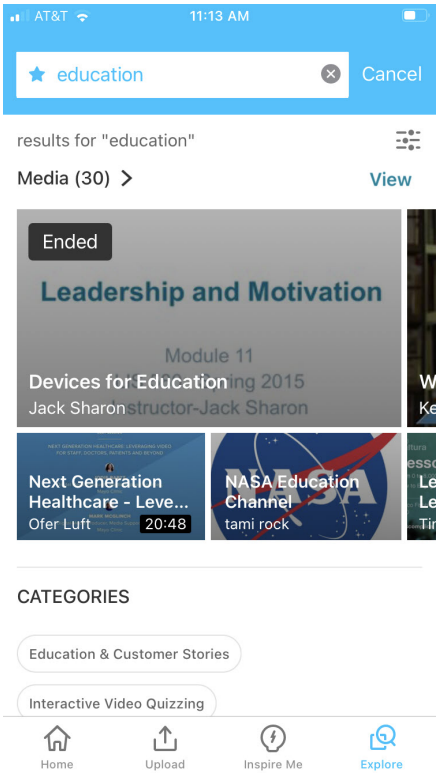

Open a saved search

1. Select **Explore** at the bottom of the homepage.
2. Select the search box.

   The saved searches screen opens.

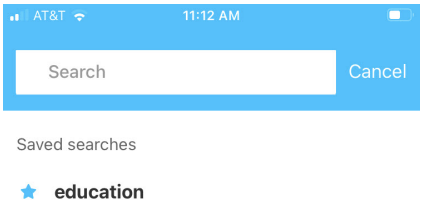

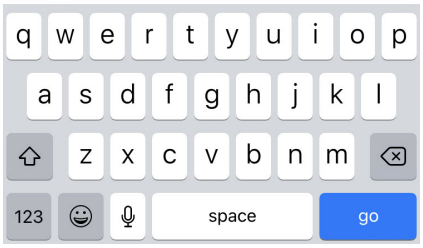

To remove a saved search, select the blue star next to it.

Copyright © 2025 Kaltura Inc. All Rights Reserved. Designated trademarks and brands are the property of their respective owners. Use of this document constitutes acceptance of the Kaltura Terms of Use and Privacy Policy.

Browse categories and channels

The browsing menu appears below the search area on the Explore screen. Everyone can browse categories. Logged-in users can also browse channels.

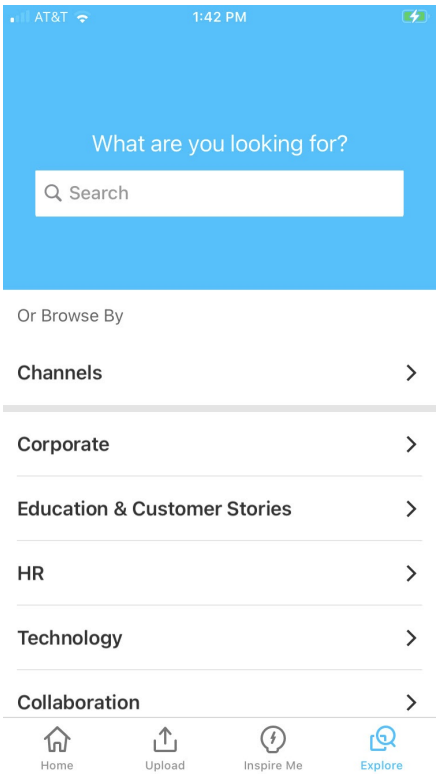

For more information, see Galleries and channels - what are the differences?

Channels

Every channel in KMS Go has a channel page, which shows:

- All the media in the channel
- The number of channel members
- The number of channel subscribers

You can open a channel page in two ways:

- On the Explore screen, select **Channels**, and choose a channel from the list.

Copyright © 2025 Kaltura Inc. All Rights Reserved. Designated trademarks and brands are the property of their respective owners. Use of this document constitutes acceptance of the Kaltura Terms of Use and Privacy Policy.

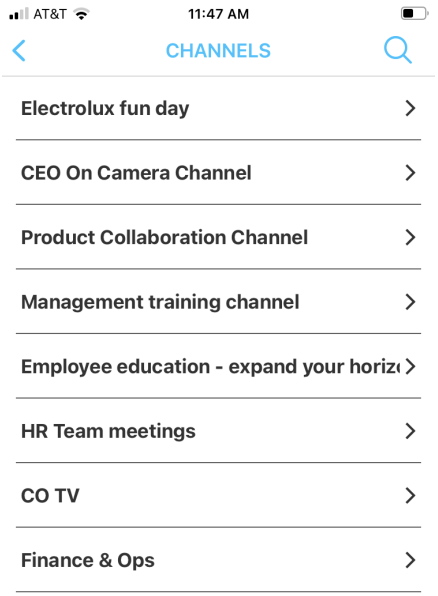

- Select a channel in your search results.

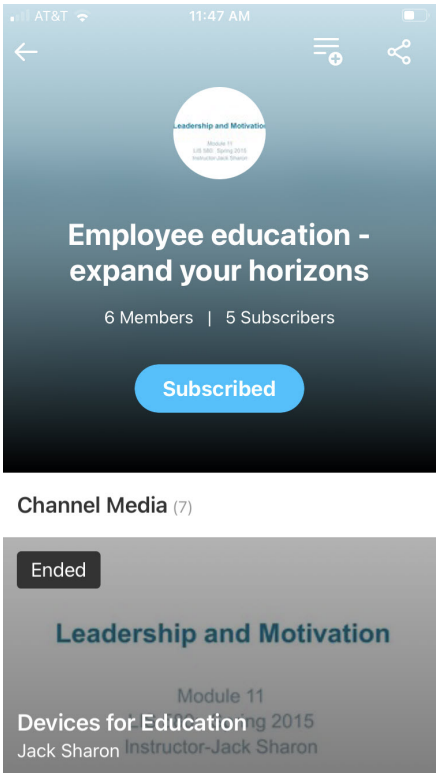

Media page

Every media item has its own media page. Along with the media, it shows:

Copyright © 2025 Kaltura Inc. All Rights Reserved. Designated trademarks and brands are the property of their respective owners. Use of this document constitutes acceptance of the Kaltura Terms of Use and Privacy Policy.

- Media name
- Media owner
- Publish date
- Media status
- Number of views
- Number of likes
- Description
- Tags

On this page, you can:

- Play an audio track, if available
- Turn on closed captions and choose a language, if available
- Rotate your device for full screen view
- Choose a point in the video to watch
- Subscribe, if available
- Play the video
- Skip back or forward 15 seconds
- Go to the beginning or end of the video
- Share
- Like
- Add to a playlist
- Add to the Watch Later playlist
- Download
- Comment or reply to a comment
- Edit the media entry

Copyright © 2025 Kaltura Inc. All Rights Reserved. Designated trademarks and brands are the property of their respective owners. Use of this document constitutes acceptance of the Kaltura Terms of Use and Privacy Policy.

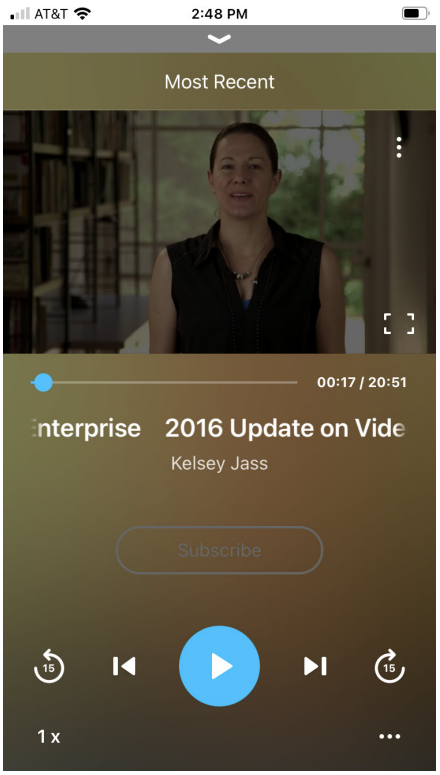

View your history

If your administrator turns it on, **History** on My Page shows the videos you watched while logged in, in the app or in a mobile browser. Changes to your history appear on all devices where you log in with your account.

History tracks your activity across your whole site, both in KMS Go and on the web.

Continue watching

If your administrator turns it on, **Continue watching** on the homepage shows videos you partly watched while logged in, in the app or in a mobile browser.

The progress bar shows where you stopped. When you play the video again, it resumes from that point.

If your administrator set the video's end time to a point before its actual end, you may not be able to continue watching, and the video restarts.

Inspire Me

Copyright © 2025 Kaltura Inc. All Rights Reserved. Designated trademarks and brands are the property of their respective owners. Use of this document constitutes acceptance of the Kaltura Terms of Use and Privacy Policy.

Inspire Me suggests media based on the time you have.

1. Select the light bulb icon in the bar at the bottom of the screen.

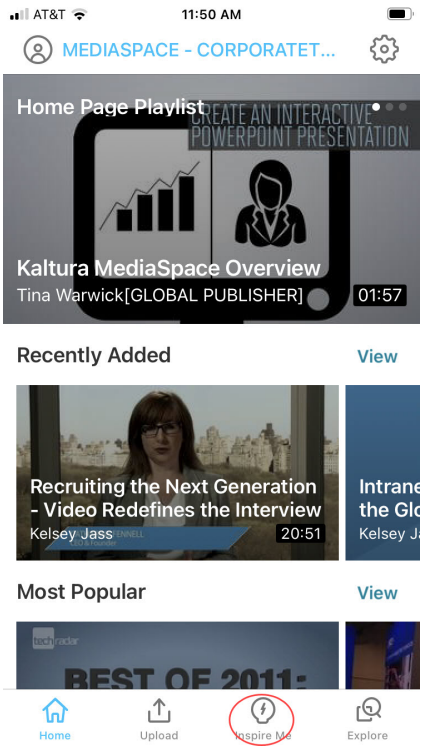

2. Swipe left or right to choose your time: 3, 5, 10, 15, 20, 30, 45, 60, or 75 minutes.
3. Select **Let's go**.

   A stack of suggested media appears.

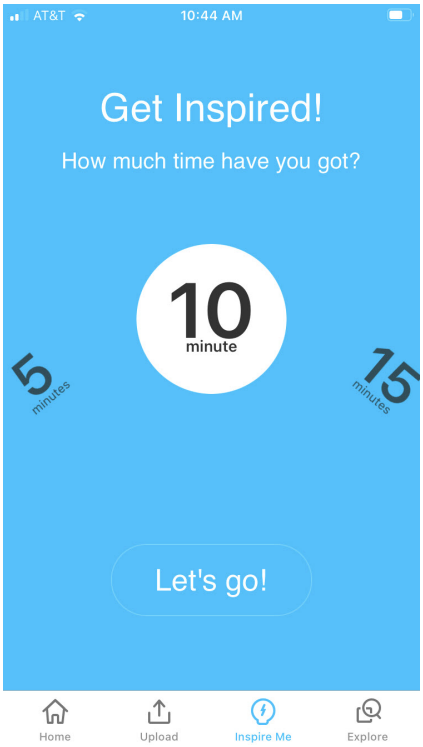

Copyright © 2025 Kaltura Inc. All Rights Reserved. Designated trademarks and brands are the property of their respective owners. Use of this document constitutes acceptance of the Kaltura Terms of Use and Privacy Policy.

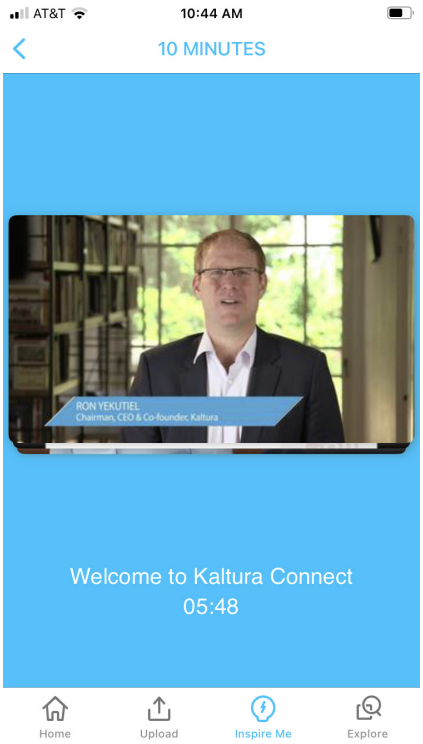

4. Swipe right to dismiss a suggestion, or select it to watch.

Copyright © 2025 Kaltura Inc. All Rights Reserved. Designated trademarks and brands are the property of their respective owners. Use of this document constitutes acceptance of the Kaltura Terms of Use and Privacy Policy.