Kaltura Experiences platform overview

Content updated: 11/11/2026

This article is designated for administrators.

About

Kaltura Experiences is your unified platform to create, manage, and deliver digital experiences.

Depending on which products are enabled for your account, you can access one or both of the following:

- Kaltura Virtual Events and Webinars (accessible via the **Home** tab)
- Conversational Agents (accessible via the **Agents** tab)

Get to know the Kaltura Experiences workspace

Once you log in to Kaltura Experiences, the platform opens with either the **Home** tab or the **Agents** tab displayed by default.

In our example below, only **Conversational Agents** is enabled on the account, therefore the **Agents** tab is displayed by default.

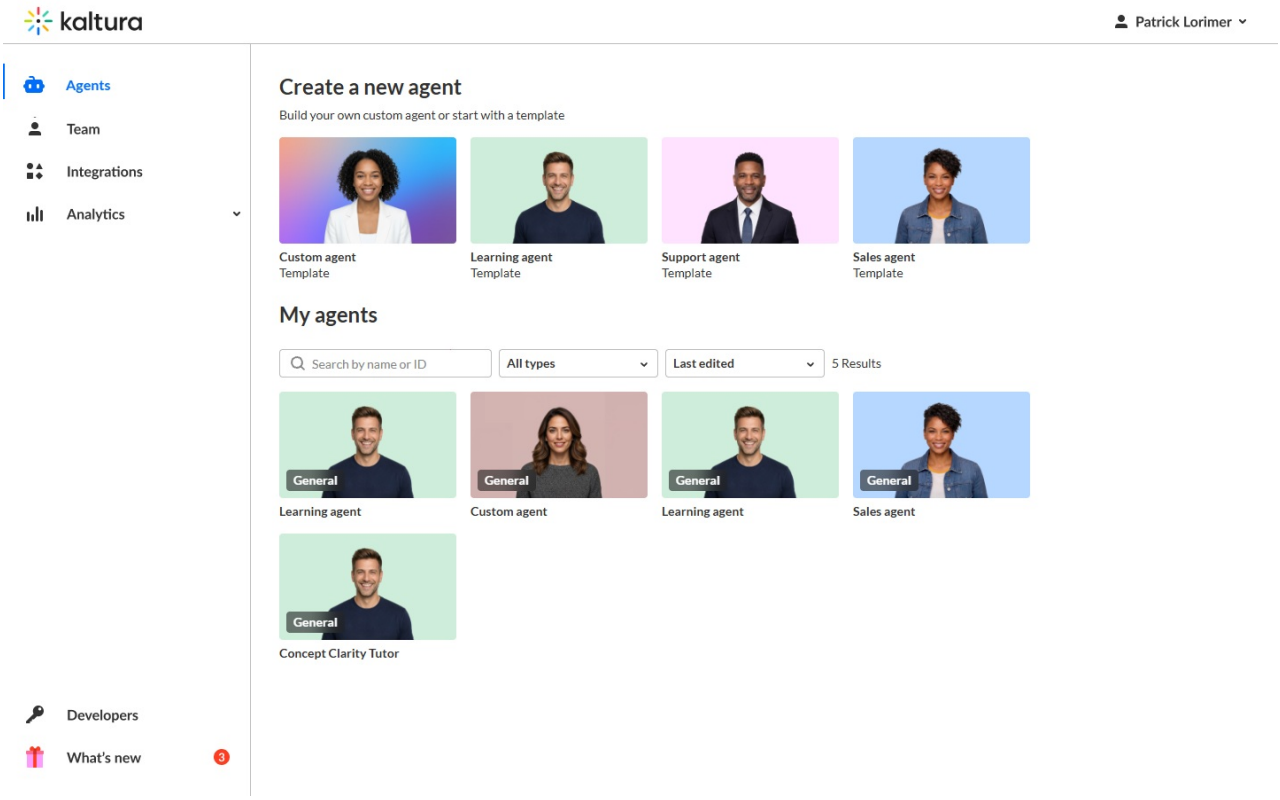

Copyright © 2025 Kaltura Inc. All Rights Reserved. Designated trademarks and brands are the property of their respective owners. Use of this document constitutes acceptance of the Kaltura Terms of Use and Privacy Policy.

Use the tabs in the left navigation panel to access the main areas of the platform.

If a feature isn't included in your current plan, an **Upgrade** button displays next to the tab.

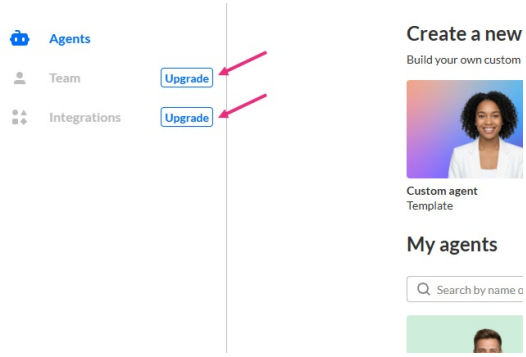

Home tab

If Kaltura Virtual Events & Webinars is enabled on your account, the **Home** tab is displayed.

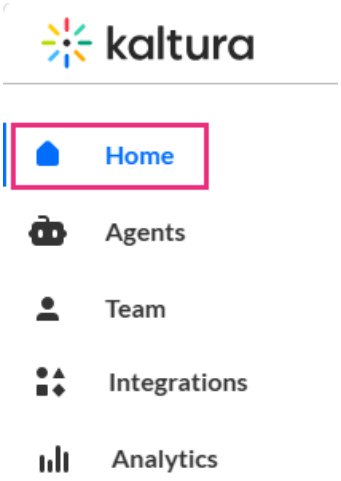

The **Home** tab is the main dashboard for your events. From here, you can:

- View all events in your account
- Search and filter events
- Open event details
- Access recently viewed events
- View weekly session views
- Access the customizable showcase page.

For information about creating, managing, and monitoring virtual events and webinars, see Kaltura Virtual Events & Webinars.

Copyright © 2025 Kaltura Inc. All Rights Reserved. Designated trademarks and brands are the property of their respective owners. Use of this document constitutes acceptance of the Kaltura Terms of Use and Privacy Policy.

Agents tab

If Conversational Agents is enabled on your account, the **Agents** tab is displayed.



The **Agents** tab is where you create agents from preconfigured templates, and view, edit, or delete your existing agents.

For information about creating, configuring, and monitoring your Conversational Agents, see Conversational Agents.

Team tab

Add, edit, and delete team members and assign them roles and event responsibilities.

Integrations tab

Add, view, and manage connections with supported third-party systems, such as CRM or marketing platforms.

Analytics tab

View and export data such as:

- Player impressions
- Plays
- Unique viewers
- Minutes viewed
- Top videos

You can also filter, sort, and compare data and create reports.

Copyright © 2025 Kaltura Inc. All Rights Reserved. Designated trademarks and brands are the property of their respective owners. Use of this document constitutes acceptance of the Kaltura Terms of Use and Privacy Policy.