

# Display the entry title on player hover

Last Modified on 06/07/2026 2:59 pm IDT

 This article is designated for administrators.

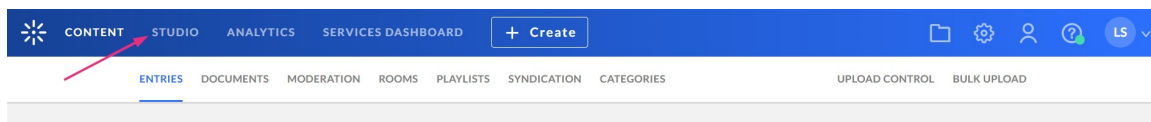
## About

Use the **Show title on hover** setting to display the entry title when users hover over the player during playback.

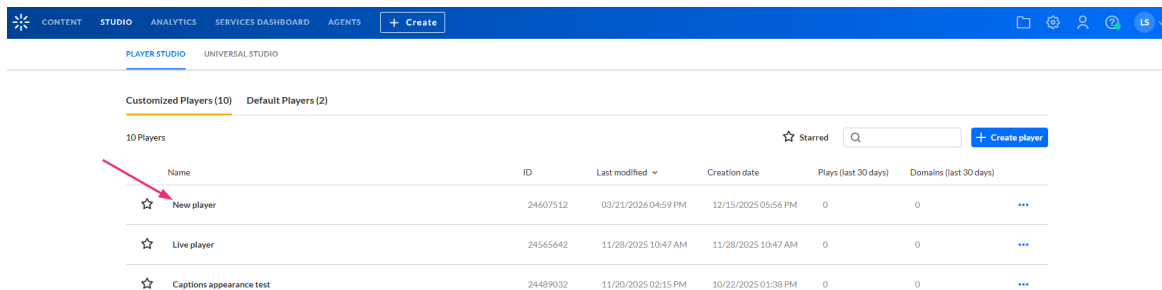
This setting is available for video and audio players.

## Access the Visual settings

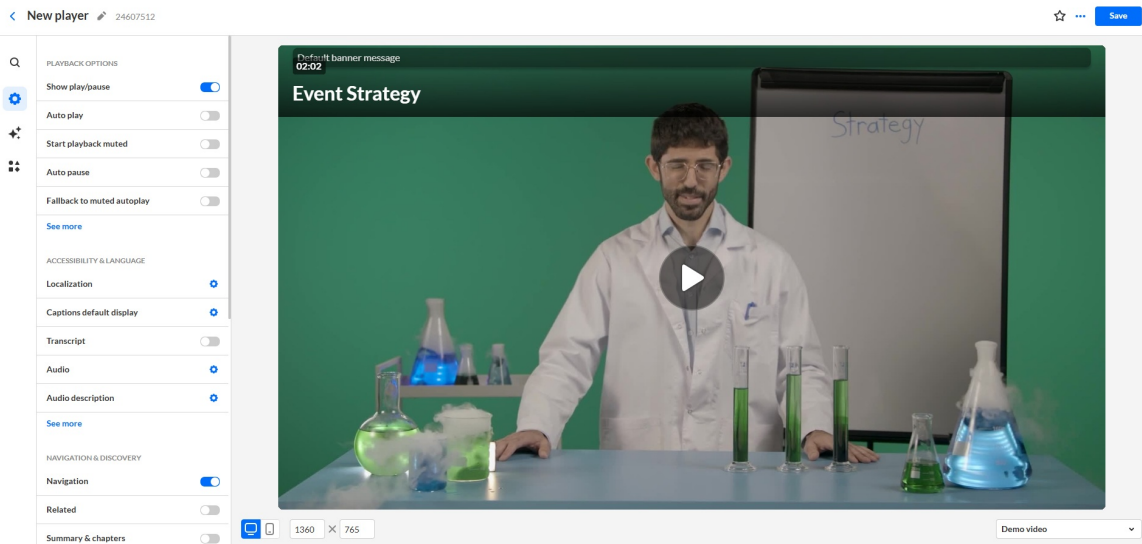
1. Log into your Rich Media CMS and click the **Studio** tab.



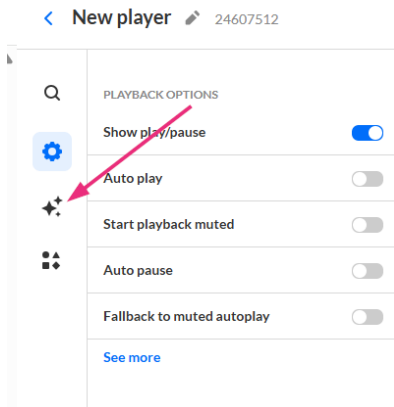
2. From the list, select the player you want to configure.



The settings tab opens.



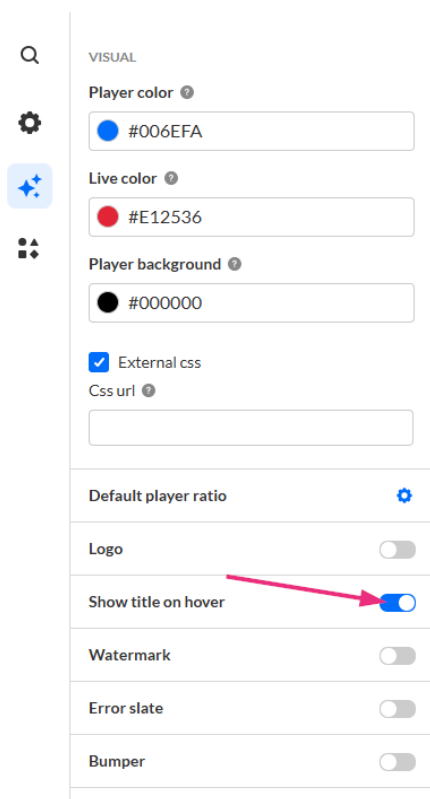
### 3. Click the **stars icon**.



The visual settings display.

## Display the entry title on player hover

1. Scroll down to **Show title on hover** and click the toggle to enable it.




Q VISUAL

Player color ⓘ  
#006EFA

Live color ⓘ  
#E12536

Player background ⓘ  
#000000

External css  
Css url ⓘ

Default player ratio ⓘ 

Logo

Show title on hover

Watermark

Error slate

Bumper

The entry title is displayed when users hover over the player and hides when the player is idle.



- This setting has no effect for clipped entries.
- The entry title isn't displayed for YouTube entries because YouTube displays its own title.

2. Click **Save** at the top right of the settings page.

For the user guide, see [Entry title display on player hover](#).