

Manage channels in a gallery

Last Modified on 06/21/2026 5:39 pm IDT

 This article is designated for all users.

About

Use the **Manage channels** page to view and manage channels associated with a gallery.


Gallery owners and managers can add channels to a gallery and remove existing channel associations.



This feature requires the [Channelcategories module](#) to be enabled.

Access the Manage channels page

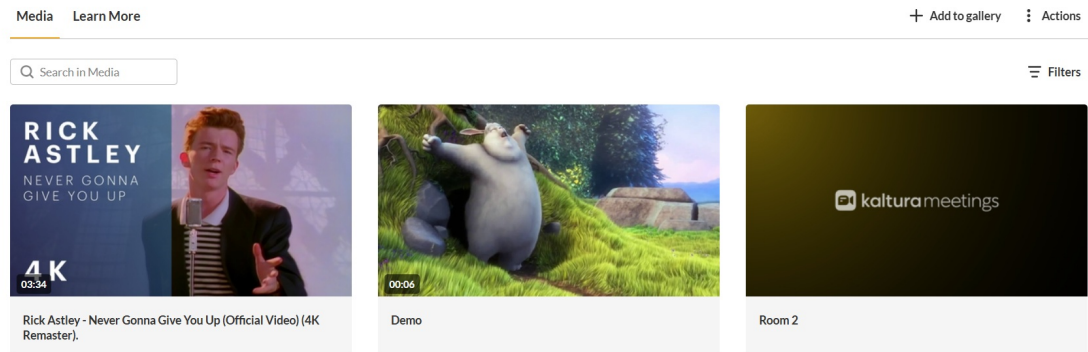
1. Select the gallery you want to manage from the navigation bar.



The gallery page displays.

Training

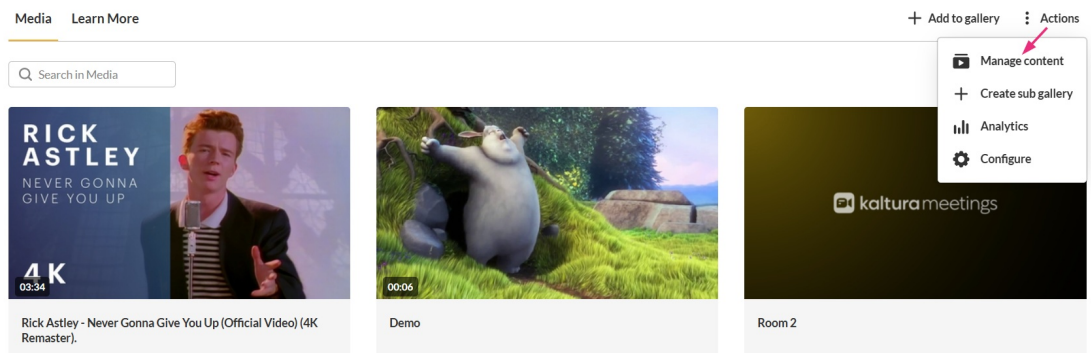
This gallery contains employee training sessions, onboarding materials, recorded workshops, and internal learning resources designed to support ongoing professional development across the organization.



2. Click the **Actions** menu at the far right and select **Manage Content**.

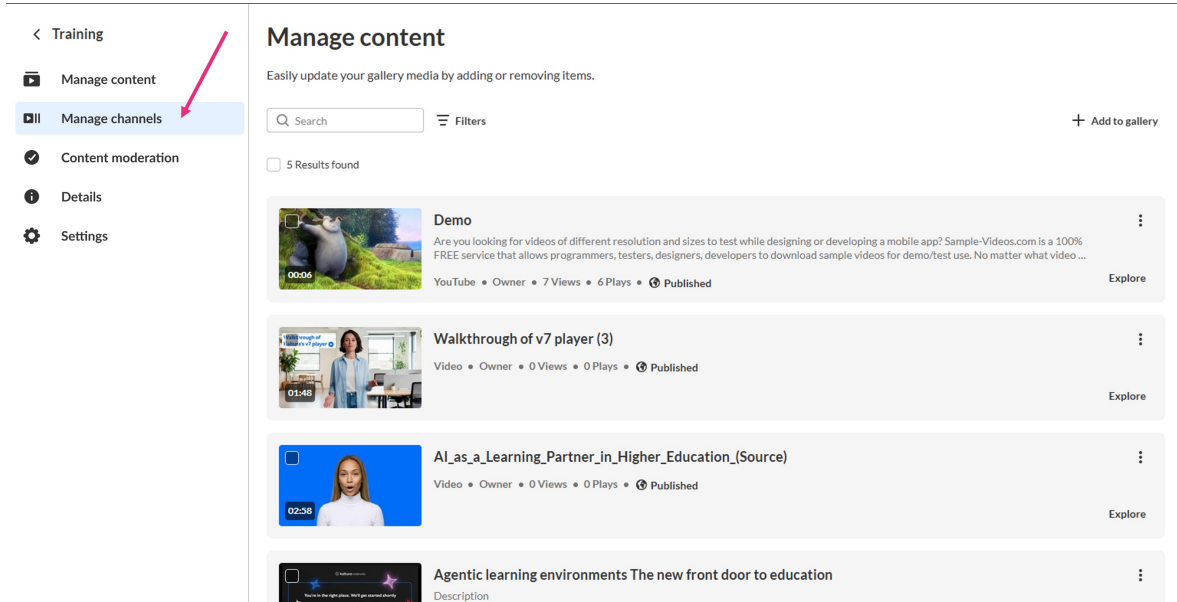
Training

This gallery contains employee training sessions, onboarding materials, recorded workshops, and internal learning resources designed to support ongoing professional development across the organization.



The 'Manage Content' page opens.

3. Select **Manage channels** from the left navigation.



< Training



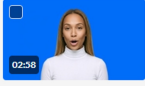

- Manage content
- Manage channels**
- Content moderation
- Details
- Settings

Manage content

Easily update your gallery media by adding or removing items.

Search Filters + Add to gallery

5 Results found

- 
Demo
 Are you looking for videos of different resolution and sizes to test while designing or developing a mobile app? Sample-Videos.com is a 100% FREE service that allows programmers, testers, designers, developers to download sample videos for demo/test use. No matter what video ...
 YouTube • Owner • 7 Views • 6 Plays • Published Explore
- 
Walkthrough of v7 player (3)
 Video • Owner • 0 Views • 0 Plays • Published Explore
- 
AI as a Learning Partner in Higher Education (Source)
 Video • Owner • 0 Views • 0 Plays • Published Explore
- 
Agentic learning environments The new front door to education
 Description

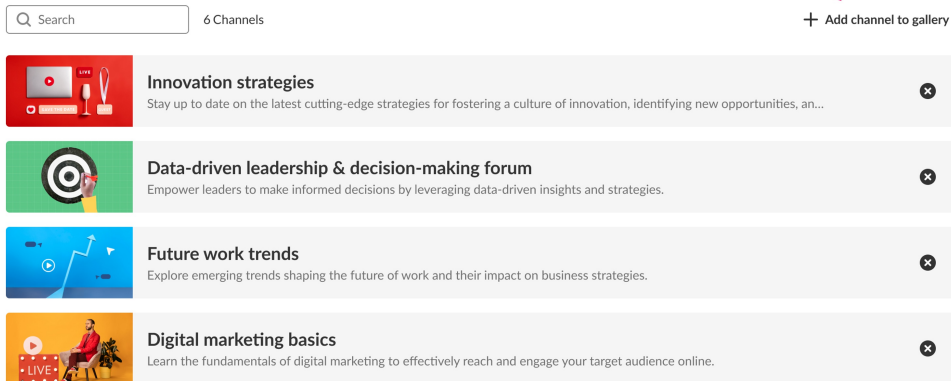
The Manage channels page displays all channels currently associated with the gallery.

Add a channel to a gallery





1. Click **Add channel to gallery**.

Manage channels

Associate channels to this gallery. Users navigating to the gallery page they will be able to see channels associated with that gallery per their entitlement setting.



Search 6 Channels + Add channel to gallery

- 
Innovation strategies
 Stay up to date on the latest cutting-edge strategies for fostering a culture of innovation, identifying new opportunities, an...
- 
Data-driven leadership & decision-making forum
 Empower leaders to make informed decisions by leveraging data-driven insights and strategies.
- 
Future work trends
 Explore emerging trends shaping the future of work and their impact on business strategies.
- 
Digital marketing basics
 Learn the fundamentals of digital marketing to effectively reach and engage your target audience online.

The 'Assign channels' window opens.

Assign channels

Associate channels to display in this gallery.

Corp marketing X

CHANNELS I MANAGE

- Customer live demos
- Corp marketing
- Onboarding
- Company townhalls
- Roadmap sessions & product launches
- Products walkthrough videos
- Marketing
- Getting started

Associate 1 channel

Cancel [Save changes](#)

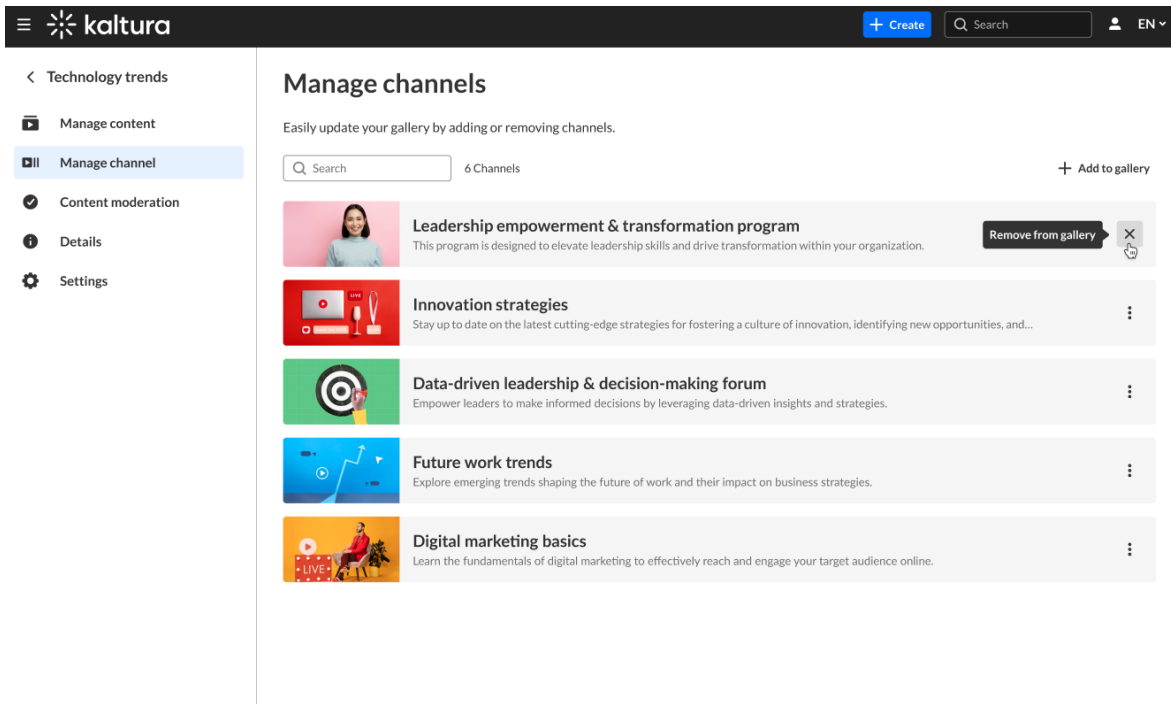
2. Select one or more channels that you own or manage.
3. Click **Save changes**.

The selected channels are added to the gallery.

Remove a channel from a gallery

Gallery owners can remove any channel associated with their gallery, including channels they don't own.

Locate the channel you want to remove and click the **X** icon.



The screenshot shows the 'Manage channels' page in Kaltura. On the left is a navigation sidebar with options like 'Technology trends', 'Manage content', 'Manage channel' (selected), 'Content moderation', 'Details', and 'Settings'. The main content area is titled 'Manage channels' and includes a search bar, a '6 Channels' indicator, and an 'Add to gallery' button. A list of channels is displayed, each with a thumbnail, title, description, and a 'Remove from gallery' button with an 'X' icon. The first channel is 'Leadership empowerment & transformation program'.



The channel is removed from the gallery.
