

Enable media download in Blackboard

Last Modified on 05/05/2026 6:41 pm IDT

 This article is designated for all users.

About

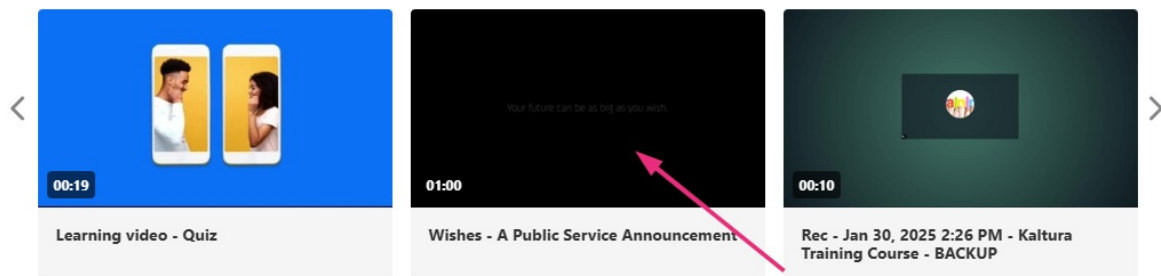
You can allow viewers to download your media in different formats.



- Only the media owner can enable downloads.
- This feature requires the [Downloadmedia module](#) to be enabled.

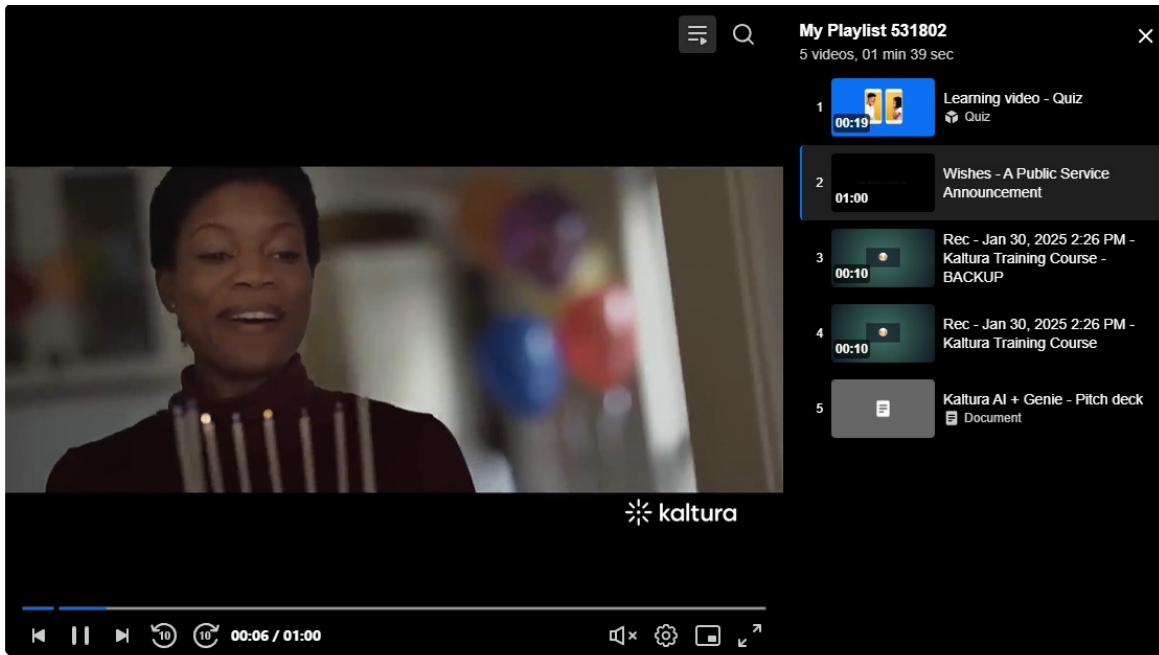
Access the downloads settings

1. Navigate to the entry you want to enable and click on it.



The media page displays.

2. Click the **three dots** under the player.

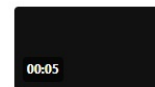


Wishes - A Public Service Announcement

By Customer Training • November 19, 2024 • 7 Plays

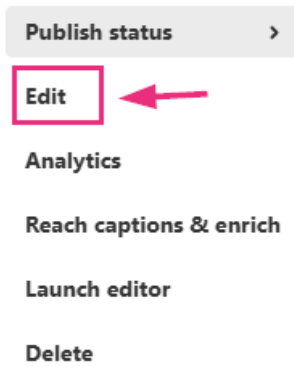
👍 0 Embed **...** ←

Related Media



Rec- Sep 12, 2025
10:45 AM - Embed ...

3. Choose **Edit**.



The edit media page displays.

< Enhancing Corporate Events with Kaltura (Source)

- Details**
- Theme & layout
- Schedule
- Thumbnail
- Privacy
- Assets
- Roles & permissions
- Accessibility

Details

Save

Edit basic details for your media.

Name *

Enhancing Corporate Events with Kaltura (Source)

Description

B *i* U    

Tags

Choose department

Delete media

Enable downloading

1. On the edit media page, click the **Assets** tab.

< Enhancing Corporate Events with Kaltura (Source)

- Details
- Theme & layout
- Schedule
- Thumbnail
- Privacy
- Assets**
- Roles & permissions
- Accessibility

Assets


Manage your media assets including alternative formats, attachments, and download options.

Replace media

Upload a new file to replace the current media

Upload

Replace Media from URL

 All current flavors will be replaced upon replacement approval. Any time based metadata won't be synced with the new content.

Attachments

Attach downloadable content to the media.

Upload

Video Asset Files

Download the available video files for this media.

Source

Basic/Small - WEB/MBL (H264/400)

Basic/Small - WEB/MBL (H264/600)

SD/Small - WEB/MBL (H264/900)

HD/1080 - WEB (H264/4000)

End-User Download Permissions

Select which video versions viewers are allowed to download.

Source

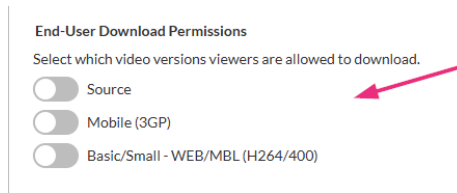
Mobile (3GP)

Basic/Small - WEB/MBL (H264/400)

... Information

2. Toggle on one or more of the available formats in which you'd like users to be able

to download (your administrator has already set the formats you can choose from).



3. Click **Save**.

Download media (viewer experience)

After downloads are enabled, viewers can download media from the media page. For instructions, see *Download media*.
