Import a YouTube video in Content Hubs

Content updated: 05/04/2026

This article is designated for all users.

About

Importing a YouTube video lets you add publicly available videos to your media library to enrich your content. This article explains how to import a YouTube video and what to expect after it’s added.

This feature requires the following to be enabled:

- The YouTube module
- The Theming module, with the `youtube` feature set to 'Yes'

Add a YouTube video

1. Select **YouTube** from the **+Create** menu.

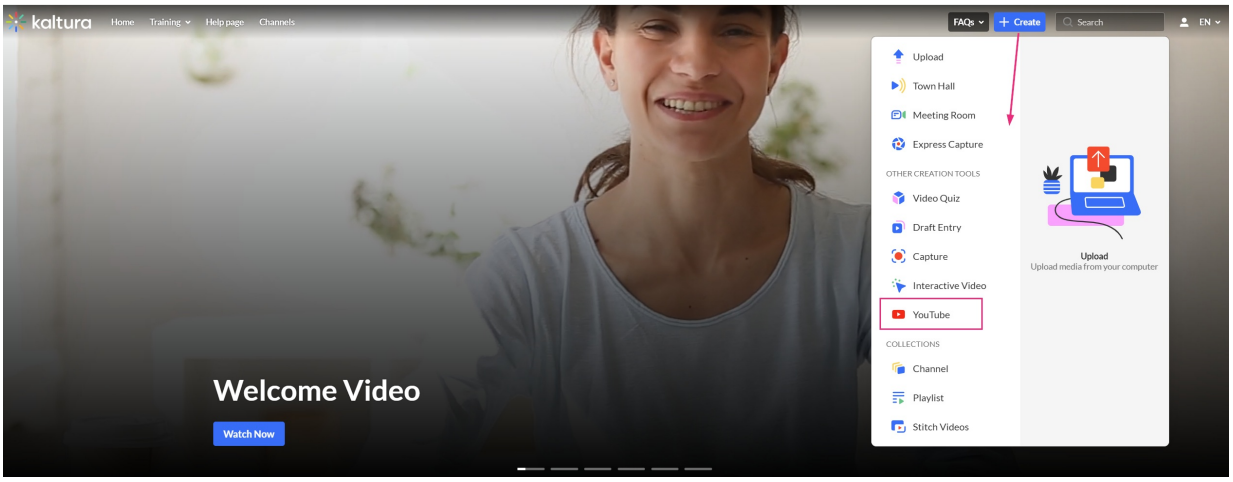

The **Import from YouTube** window opens.

Copyright © 2025 Kaltura Inc. All Rights Reserved. Designated trademarks and brands are the property of their respective owners. Use of this document constitutes acceptance of the Kaltura Terms of Use and Privacy Policy.

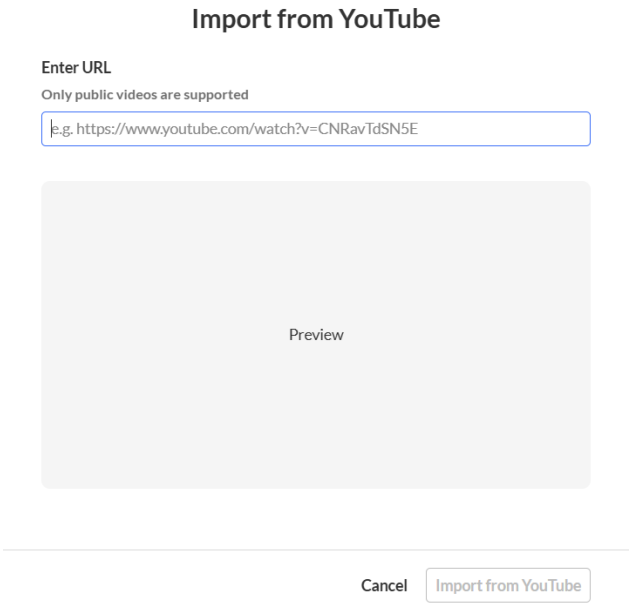

If your administrator set up a disclaimer, the window shows it first. Read the disclaimer, and then select **Accept terms & conditions** to continue. To go back without importing, select **Back**.

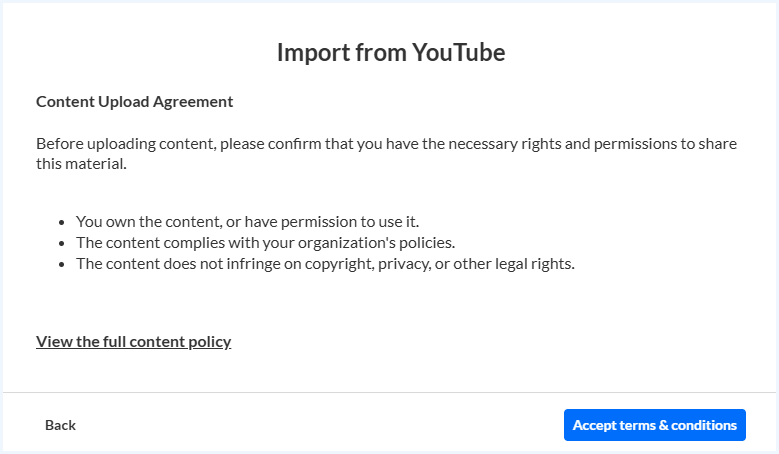

2. Paste the YouTube link into the box.

- Only public domain videos are supported.
- Content IDs aren't supported.

3. Select **Import from YouTube**.

Copyright © 2025 Kaltura Inc. All Rights Reserved. Designated trademarks and brands are the property of their respective owners. Use of this document constitutes acceptance of the Kaltura Terms of Use and Privacy Policy.

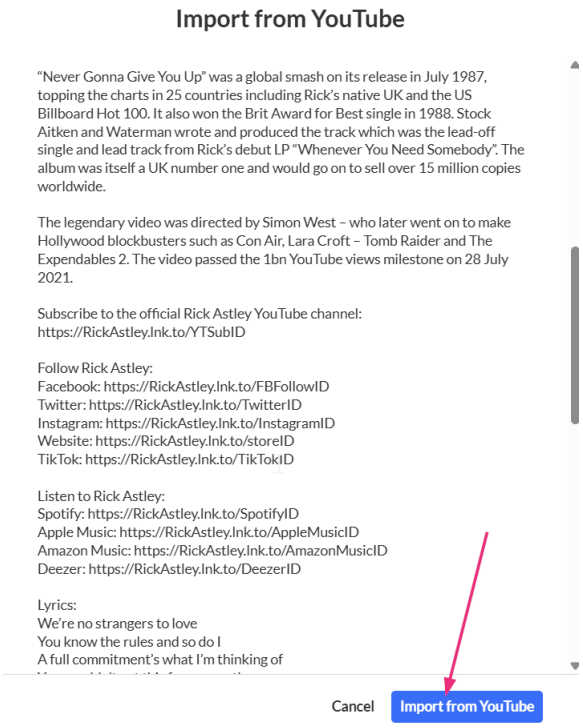

4. Edit the name, description, and metadata.
   The video is added and set to **Private** by default.
5. (Optional) Change the publishing status from **Private** if you're ready to share the video.

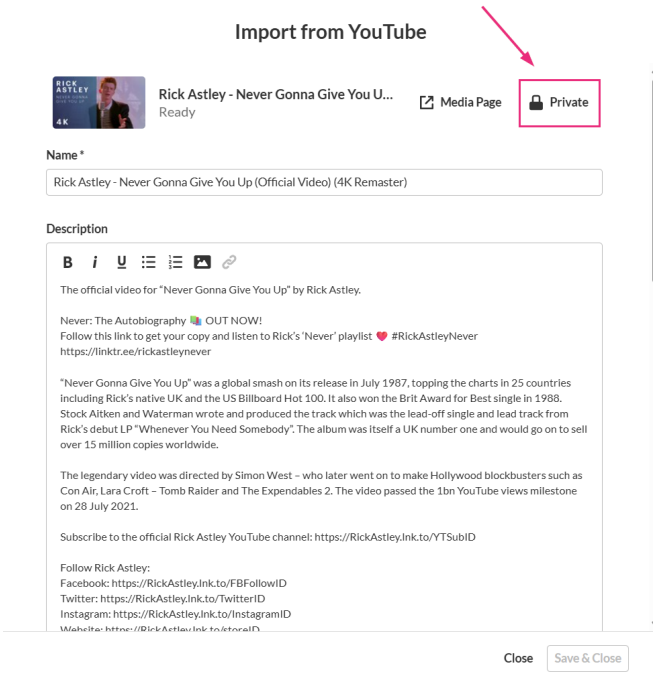

If publishing, select the publishing destination, and then select **Save changes**.

Copyright © 2025 Kaltura Inc. All Rights Reserved. Designated trademarks and brands are the property of their respective owners. Use of this document constitutes acceptance of the Kaltura Terms of Use and Privacy Policy.

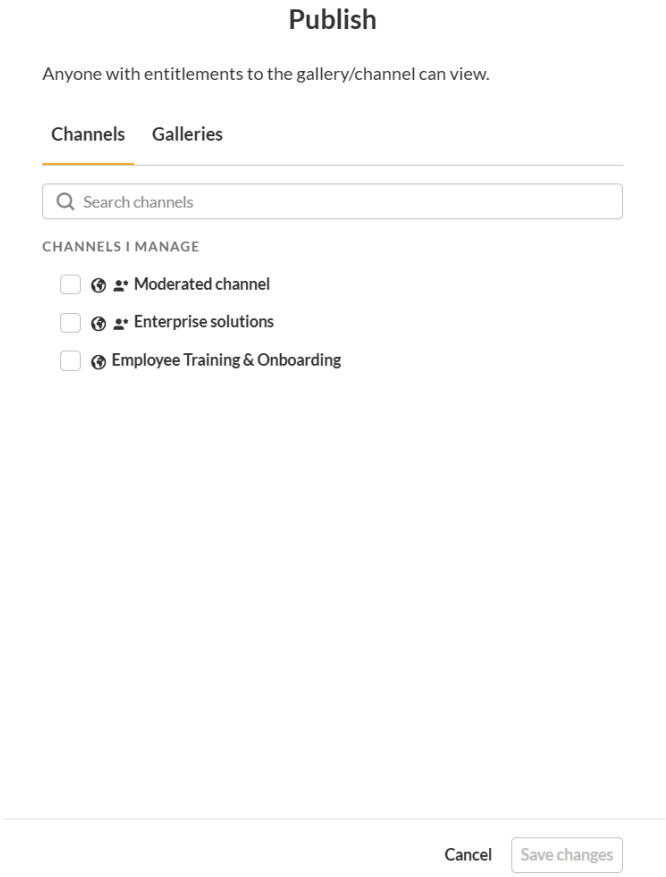

To review your video, select **Media page** at the top right to open it in a new tab.

Return to the previous tab when you're ready to finish.

6. Select **Save & Close**.
   The media page opens.

Copyright © 2025 Kaltura Inc. All Rights Reserved. Designated trademarks and brands are the property of their respective owners. Use of this document constitutes acceptance of the Kaltura Terms of Use and Privacy Policy.

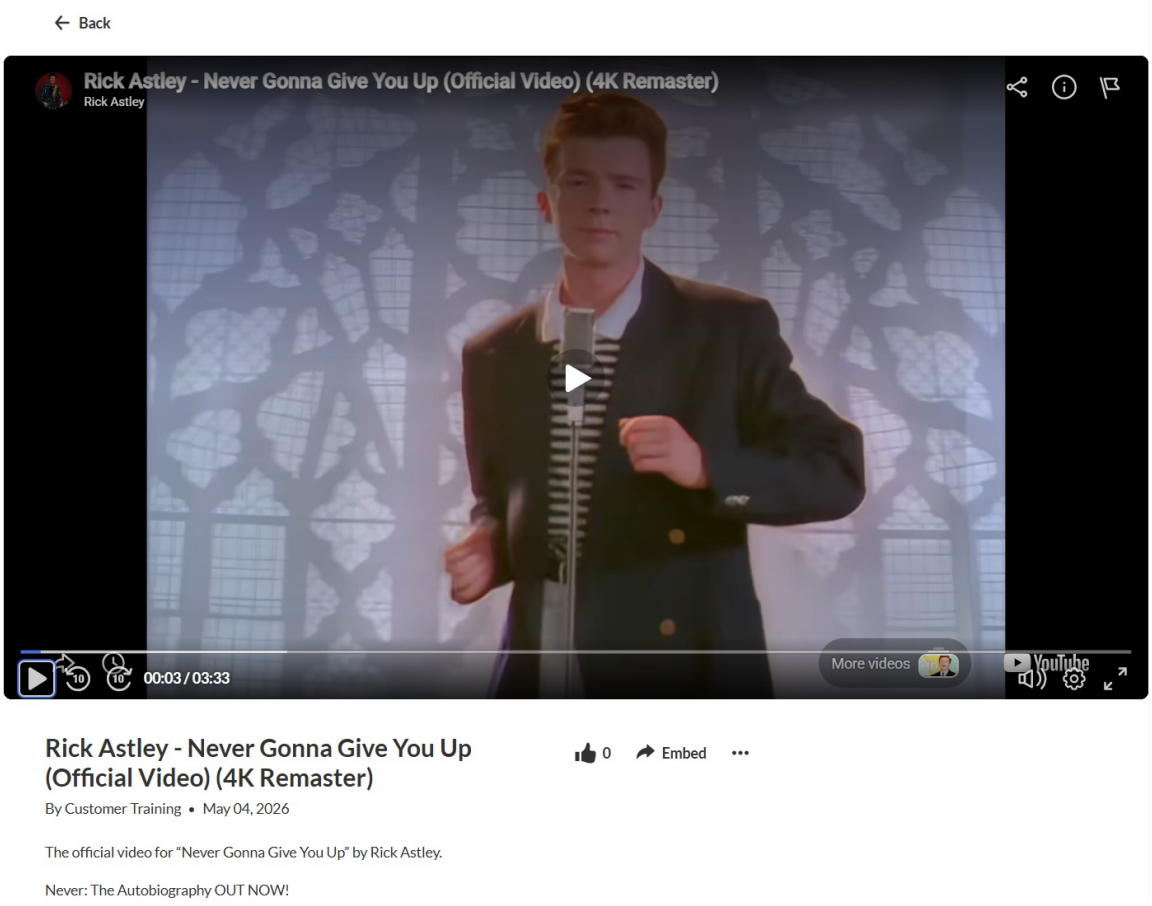

Always check the availability of imported YouTube videos. If a video is deleted or unpublished on YouTube, it won't play on your site and may display a loading indicator instead.

Analytics

YouTube videos linked to Kaltura using the YouTube module have their own analytics, tracking engagement within your LMS. These stats are separate from YouTube's playback analytics.

Captioning

If a YouTube video has captions, you might see overlapping captions with the Kaltura REACH captions. To learn how to manage this, see Overlapping YouTube Captions.

The **v7 player** doesn't ingest captions from YouTube videos.

Copyright © 2025 Kaltura Inc. All Rights Reserved. Designated trademarks and brands are the property of their respective owners. Use of this document constitutes acceptance of the Kaltura Terms of Use and Privacy Policy.