

# Video Portal to Content Hubs: Feature mapping cheat sheet

Last Modified on 04/30/2026 4:52 pm IDT

 This article is designated for all users.

## About

This cheat sheet shows where features from the **Legacy Video Portal** are located in **Content Hubs**, the upgraded Video Portal experience based on the [Theming design system](#).

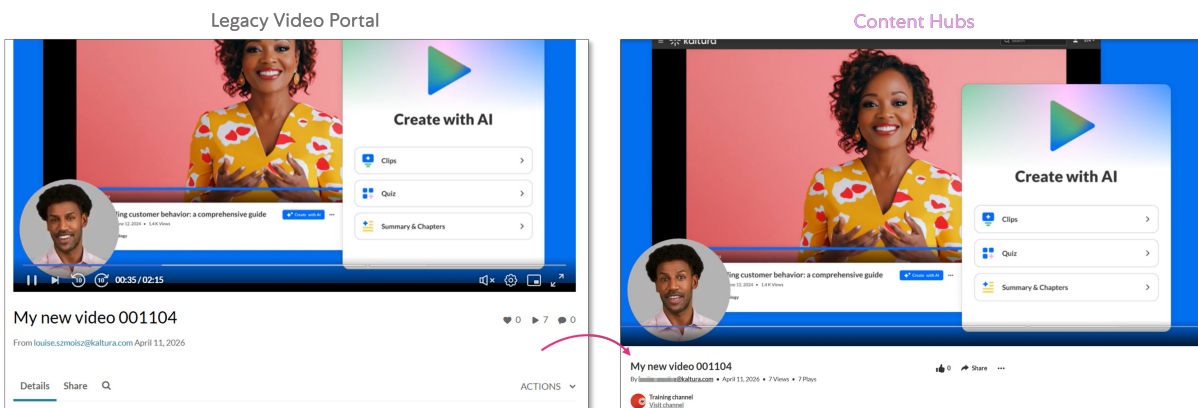


The cheat sheet does not cover new features or enhancements introduced as part of the upgrade. To explore the full capabilities, click any linked item in the **Content Hubs** column to open its documentation.

## Top 3 things to know

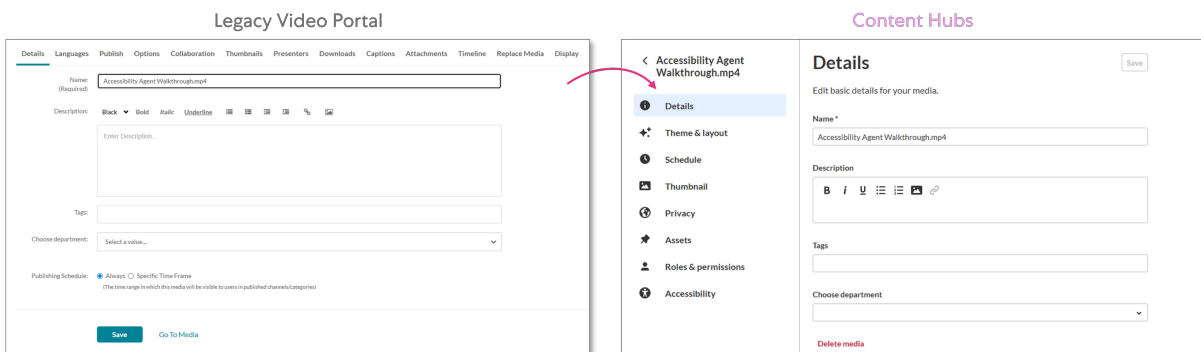
- **Edit media page** - The top navigation tabs from the Legacy Video Portal edit media page have moved to a left-hand panel in Content Hubs.
- **Actions menu** - The Actions drop-down menu has been replaced by a three-dot (more actions) menu, and some bulk actions now appear only after selecting one or more items.
- **Sorting options** - You can now find **Sort by** settings tucked directly inside the **Filters** panel.

## Media page



Legacy Video Portal	Content Hubs
<b>Actions</b> menu on the page	<b>Three-dot menu</b> under the player
<b>Share</b> tab	<b>Share button</b> under player
Search in video ( <b>magnifying glass</b> )	<i>Moved into the v7 player</i>
<b>Heart</b> icon ('Like' action)	<b>Thumbs up icon</b>
<b>Plays count</b> icon	Number of <b>plays</b> below title
<b>Comments</b> icon	<i>Coming soon</i>

## Edit media page

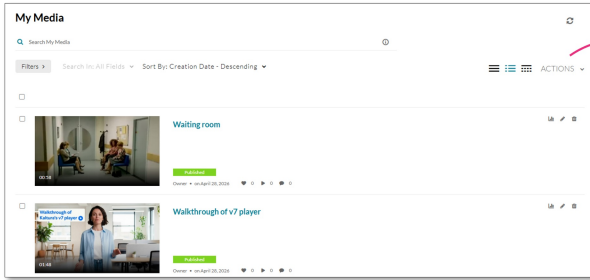


Legacy Video Portal	Content Hubs
Details tab*	<b>Details</b> tab
Languages tab	<i>Coming soon</i>
Publish tab	<b>Privacy</b> tab
Options tab	<i>Comments and clipping - coming soon</i>
Collaboration tab	<b>Roles &amp; permissions</b> tab
Thumbnails tab	<b>Thumbnail</b> tab
Presenters tab	<b>Roles &amp; permissions</b> tab
Downloads tab	<b>Assets</b> tab
Captions tab	<b>Accessibility</b> tab
Attachments tab	<b>Assets</b> tab
Timeline tab	<i>Coming soon</i>
Replace media tab	<b>Assets</b> tab
Display tab	<b>Theme &amp; layout</b> tab
Room tab	<b>Meeting Room</b> tab

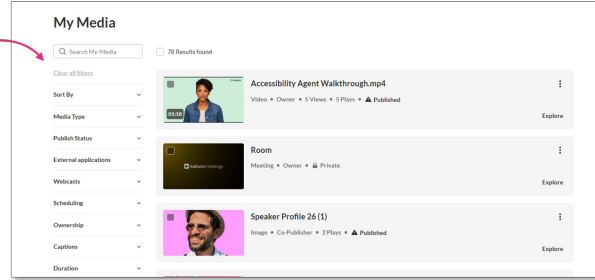
\***Scheduling** options moved to a dedicated **Schedule** tab.

## My Media page

Legacy Video Portal



Content Hubs



Legacy Video Portal	Content Hubs
Bulk actions in <b>Actions</b> menu (top right of the page)*	Bulk actions appear in the <b>top action bar</b> after selecting items
<b>Analytics, Edit, Delete</b> (per entry)	Available in <b>three-dot menu</b> next to each entry
View options (Detailed, Collapsed, Table)	<i>Deprecated</i>
Number of comments	<i>Deprecated</i>

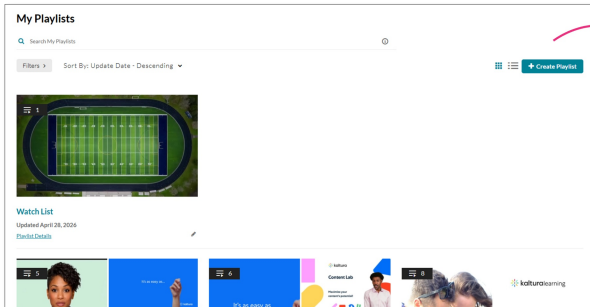


\*Reach captions & enrich in bulk is coming soon.

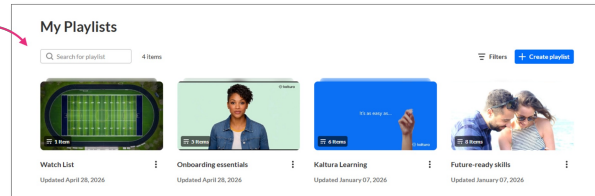
## Playlists

### My Playlists page

Legacy Video Portal

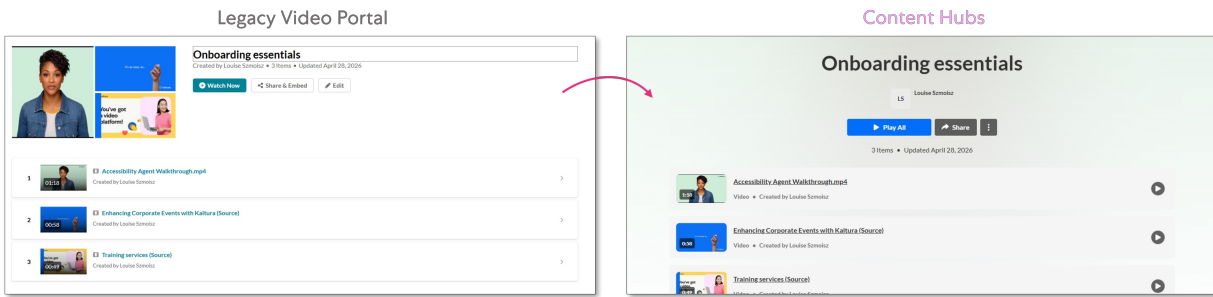


Content Hubs



Legacy Video Portal	Content Hubs
<b>Share, Edit, Delete, Playlist Details</b> on thumbnail	Available in the <b>three-dot menu</b> on thumbnail
<b>Filters</b> and <b>sorting</b> (left side)	<b>Filters</b> on right; <b>sorting</b> options inside the filters panel

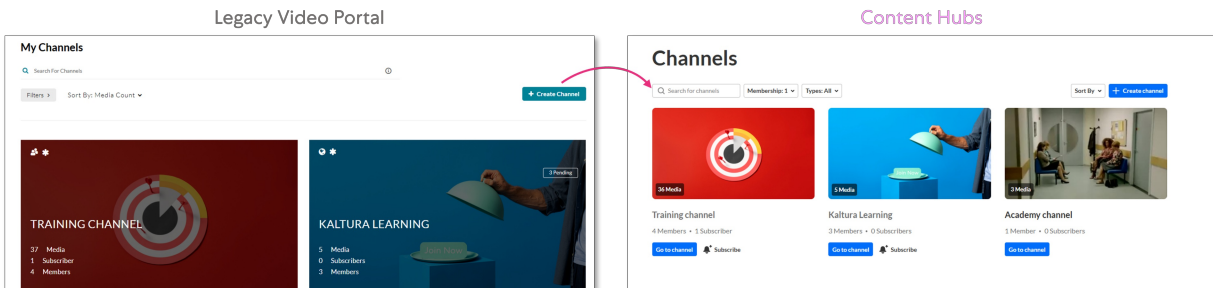
### Playlists details page



Legacy Video Portal	Content Hubs
Playlist details link under thumbnail	Three-dot menu → <b>View details</b>
Watch Now button	<b>Play all</b> button
Share & embed button	<b>Share</b> button
Edit button	Three-dot menu → <b>Edit playlist</b>
Tags	<i>Coming soon</i>

## Channels

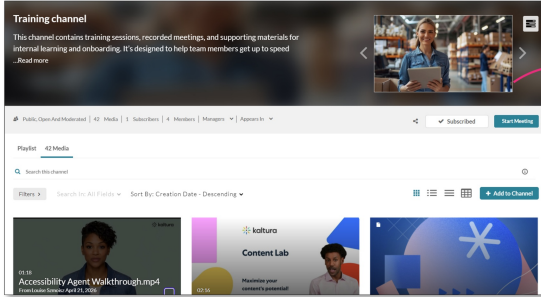
### My Channels page



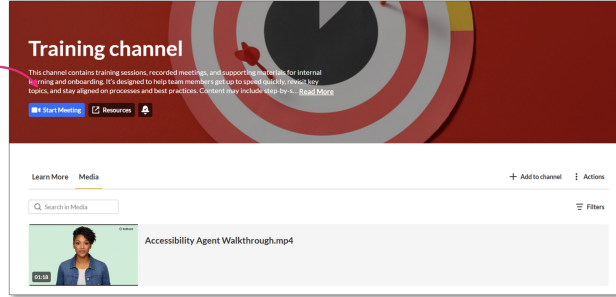
Legacy Video Portal	Content Hubs
Filters and sorting (left side)	<b>Filters</b> on right; <b>sorting</b> options inside the filters panel
View options (Detailed, Collapsed)	<i>Coming soon</i>
Edit icon (pencil) on thumbnail	Editing now requires opening the <b>channel (Go to channel → Actions)</b>

### Single channel page

### Legacy Video Portal



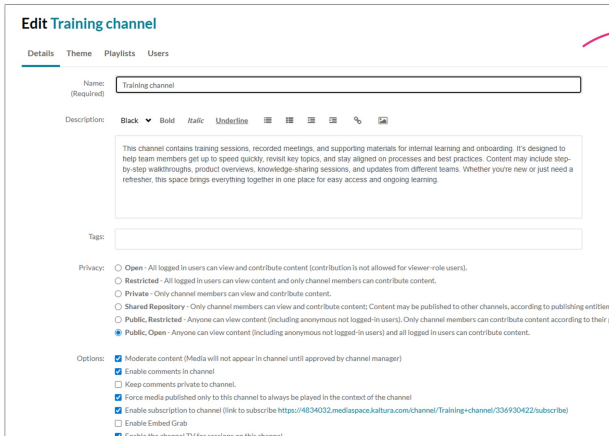
### Content Hubs



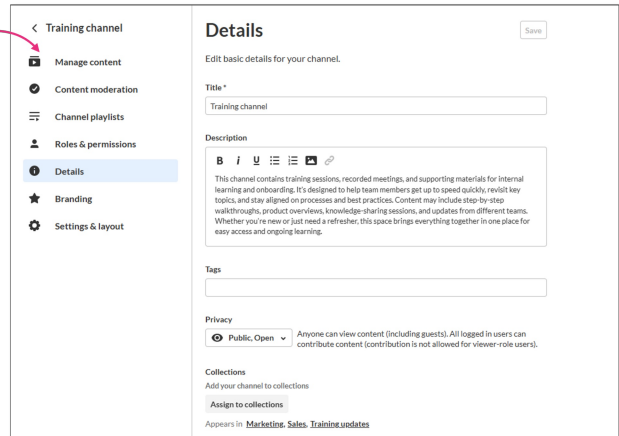
Legacy Video Portal	Content Hubs
Settings accessed via the <b>hamburger menu</b> → <b>Edit</b>	<b>Settings</b> accessed via the <b>three-dot Actions menu</b> → <b>Configure</b> or <b>Manage content</b>
<b>Filters</b> and <b>sorting</b> on the left side	<b>Filters</b> on right with sorting options inside the filters
View options (Grid, Detailed, Collapsed, Table)	<b>Settings &amp; layout</b> tab in edit page (Grid, Detailed only)
<b>Subscribe</b> button on right side of page	<b>Bell icon</b> on channel banner and on <b>My Channels</b> page
<b>Tags</b> on channel banner	<i>Coming soon</i>

### Channel edit page

#### Legacy Video Portal



#### Content Hubs



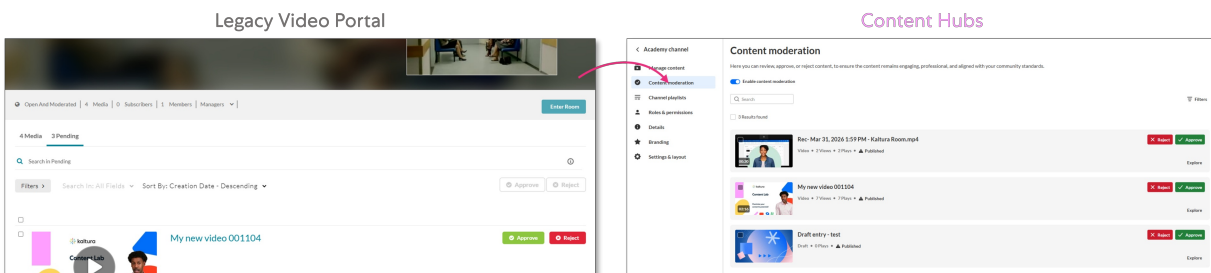
Legacy Video Portal	Content Hubs
Details tab*	<b>Details</b> tab
Theme tab	<b>Branding, Settings &amp; layout</b> tab
Playlists tab	<b>Channel playlists</b> tab
Users tab	<b>Roles &amp; permissions</b> tab

\*The legacy **Options** in the Details tab have moved to different areas in Content Hubs

as follows:

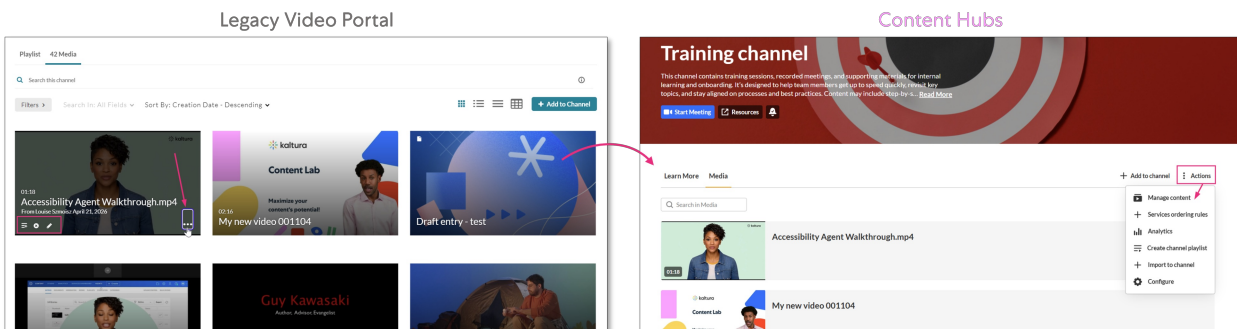
- **Enable comments in channel** is not currently available.
- **Moderate content** is now handled in the channel's **Content moderation** tab.
- **Force media published only to this channel to always be played in the context of the channel** is now handled in the channel's **Settings & layout** tab.
- **Enable subscription to channel** is coming soon.
- **Enable Newrow Live Room** is now handled in the **Meeting room** tab.

## Channel moderation



Legacy Video Portal	Content Hubs
<b>Pending</b> tab	<b>Content moderation</b> tab
<b>Pending status</b> shown on thumbnails	<b>Content moderation</b> tab

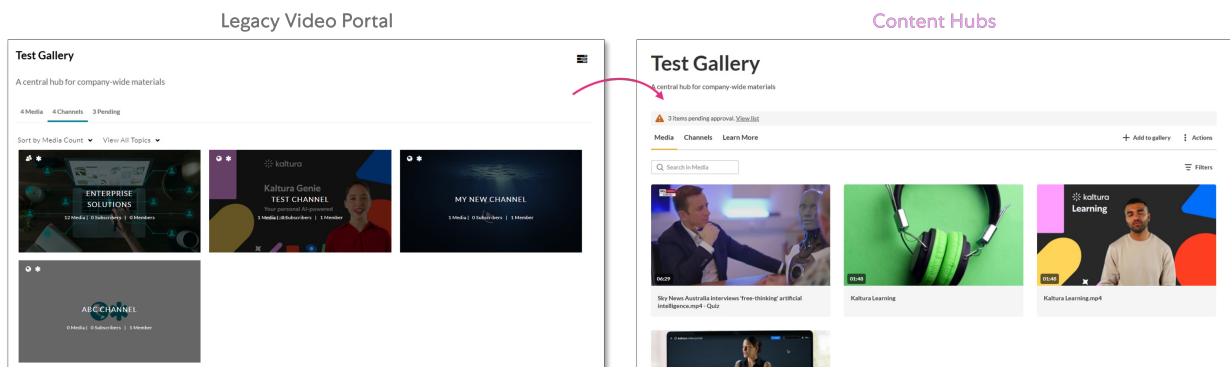
## Channel actions



Legacy Video Portal	Content Hubs
<b>Edit</b> action on thumbnail (pencil)	<b>Details</b> tab
<b>Remove from channel</b> action on thumbnail (trashcan)	<b>Manage content</b> tab
<b>Add to channel playlist</b> action on thumbnail (+ symbol)	<b>Channel playlists</b> tab

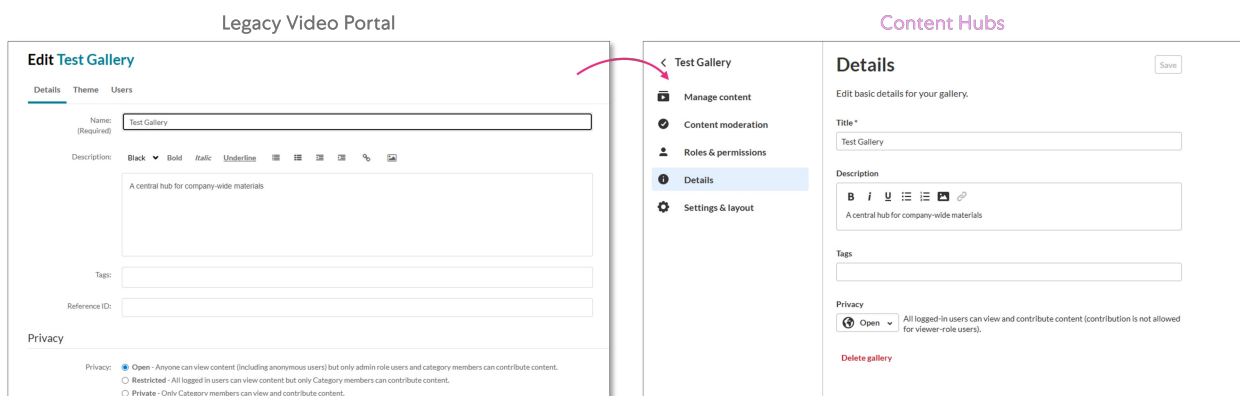
## Galleries

## Gallery page



Legacy Video Portal	Content Hubs
<b>Settings</b> accessed via the <b>hamburger menu</b> → <b>Edit</b>	<b>Settings</b> accessed via the <b>three-dot Actions menu</b> → <b>Configure</b> or <b>Manage content</b>
<b>Filters</b> and <b>sorting</b> on the left side of the page	<b>Filters</b> on right with <b>sorting</b> options inside the <b>Filters</b> panel
View options (Detailed, Collapsed, Table)	<i>Not currently available</i>

## Gallery edit page



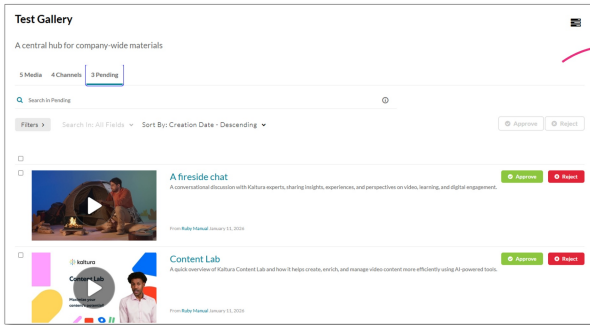
Legacy Video Portal	Content Hubs
Details* tab	<b>Details</b> tab
Theme tab	<b>Settings &amp; layout</b> tab
Users tab	<b>Roles &amp; permissions</b> tab

\* Notes about the Details page:

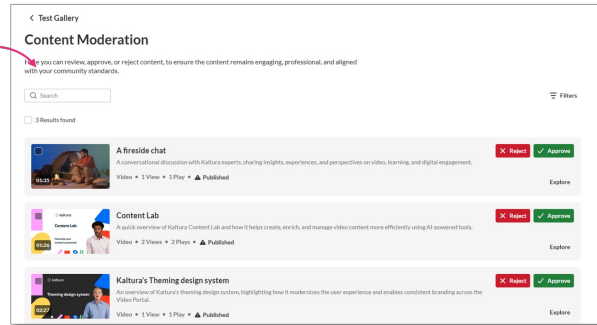
- **Enable comments** is not currently available.
- **Moderation** moved to the gallery's **Content moderation** tab.

## Gallery moderation

### Legacy Video Portal



### Content Hubs



<b>Legacy Video Portal</b>	<b>Content Hubs</b>
<b>Pending tab</b>	<b>Content moderation tab</b>
<b>Pending status</b> shown on thumbnails	<b>Content moderation tab</b>

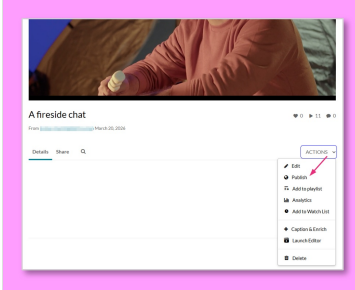
## Where you can publish from

## Legacy Video Portal

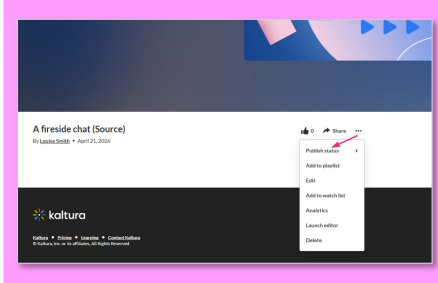
## Content Hubs

### Media page

#### Actions → Publish

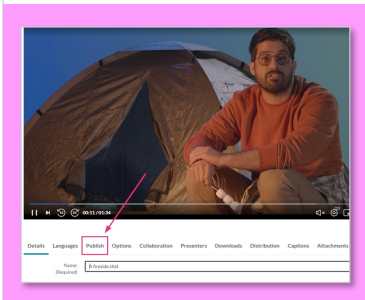


#### Three-dot menu → Publish

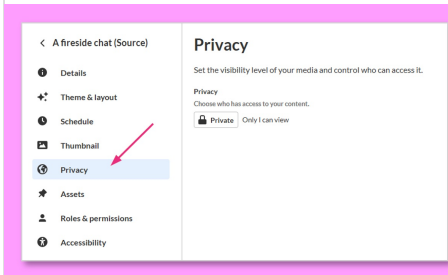


### Edit page

#### Publish tab



#### Privacy tab



#### NEW: My Media page → Three dots → Publish



**Publishing status** can still be set during the upload process. For information on publishing, see [Publish media in Content Hubs](#).