

Create a new agent

Last Modified on 06/22/2026 10:46 pm IDT

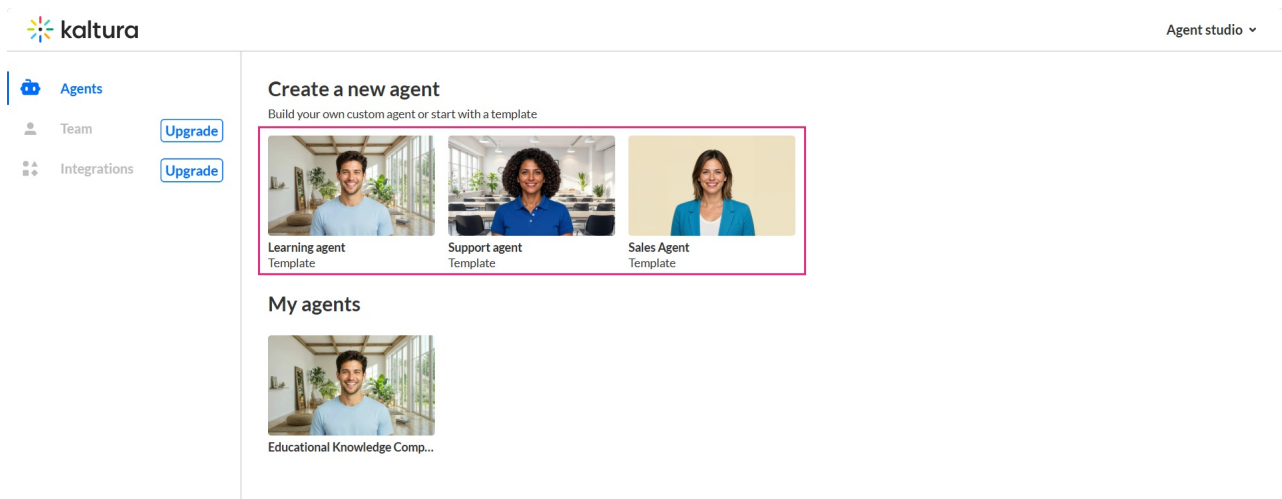
 This article is designated for administrators.

About

You can create a new agent based on a preconfigured template, then customize it for your specific needs.

Create the agent

Click to choose a preconfigured template. In our example, we have three preconfigured templates from which to choose - Learning agent, Support agent, and Sales Agent.



Kaltura begins creating your agent.


Creating your agent



- Waking up the pixels
- Connecting knowledge behind the smile
- Aligning face, tone, and intent
- Agent loading. Ready to represent you

Once finished, the Agentic Avatar Studio home page displays with the Overview tab


open by default.

← Back 3/20 Interactions  Agent studio ▾

Overview Knowledge Playbook Experience Analytics Advanced Publish

Kaltura sales agent

[Share agent](#) [Open agent site](#)

Role
Help users understand how our solutions fit their needs by identifying goals, answering questions, and guiding them toward the right next step. 


Targeting
Procurement managers

Your agent's activity in the last week

0
Conversations made




[See more insights](#)

Ask me anything



OR

Ask me anything

 Flashcards  Text Fast answer ▾ 

How does Genie personalize learning for different users?

How many countries does Nomura currently operate in?

AI-generated content may contain errors or omissions.

For complete information, see [Overview page for your agent](#).



Kaltura does not use customer data to train its AI models. To learn more, see [Kaltura's Artificial Intelligence Principles](#).