

Order dubbing in Canvas

Last Modified on 04/08/2026 6:10 pm IDT

 This article is designated for administrators.

About

Dubbing lets you add translated audio tracks to your video using **text-to-speech technology**.

When possible, the system attempts to match the dubbed voice to the speaker's gender, based on the available voices for each supported language.



The instructions below show the Theming interface. If your site doesn't use Theming, see our [Theming tour](#) to learn more.



Want dubbing to be ordered automatically? Check out our article [Create automated Reach rules for channels and galleries](#).



Media must be at least **10 seconds** long for dubbing processing.

Order dubbing

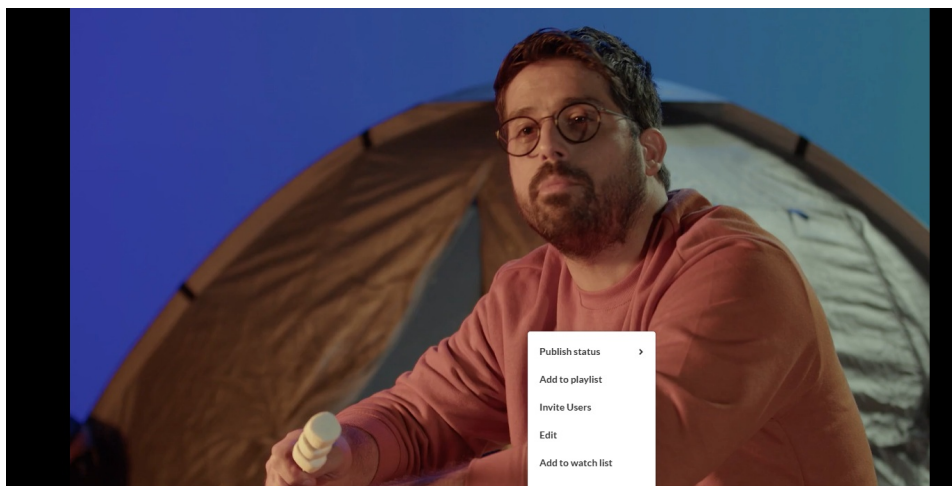
1. Open the media page for the desired video, then click the **three dots** below the player.



A fireside chat
By @kaltura.com • March 20, 2026 • 9 Views • 9 Plays

0 Likes Share ⋮ →

2. From the menu options, select **Reach captions & enrich**.



A fireside chat
By @kaltura.com • March 20, 2026 • 9 Views • 9 Plays

- Publish status >
- Add to playlist
- Invite Users
- Edit
- Add to watch list
- Analytics
- Reach captions & enrich →
- Launch editor
- Delete

The **Reach captions & enrich** window displays.

Reach captions & enrich

Order Captions

Feature

Captions

Service type

Machine

Source media language

English


Turnaround time

30 minutes

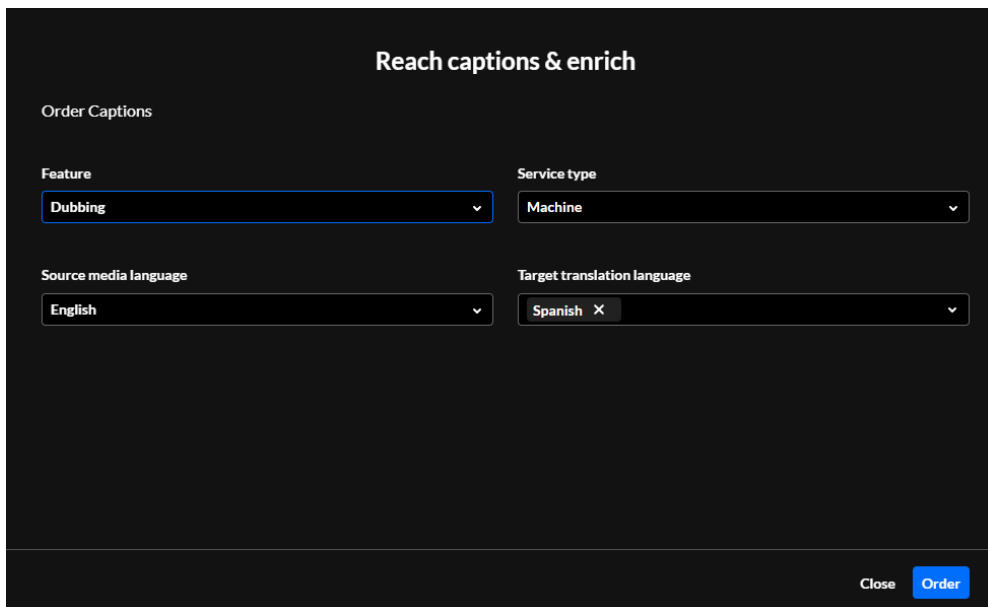
Close Order

3. In the 'Reach captions & enrich' window, complete the following fields:

- **Feature** - Select **Dubbing**.
- **Service type** - Select one of the following:
 - **Machine** - Uses machine algorithms to produce output in faster turnaround time for a more affordable price.

 Professional dubbing is not currently available.

- **Source media language** - Choose the language spoken in the video.
- **Target translation language** - Choose the language you want the dubbed audio in.



3. Click **Order**.

A success message displays and your order is listed in the 'Reach captions & enrich' window.

Once the dubbing is complete, the new audio track is added to the player's audio menu. Click the **settings (gear) icon** on the bottom right of the player to select the audio track.