

Order audio description in Canvas

Last Modified on 04/08/2026 5:58 pm IDT

 This article is designated for all users.

About

You can order audio description to make videos accessible for viewers with vision impairments.

Audio description (also called standard audio description) adds short narration during natural pauses in the video to describe important visual details. It's best for videos with longer pauses or minimal dialogue.



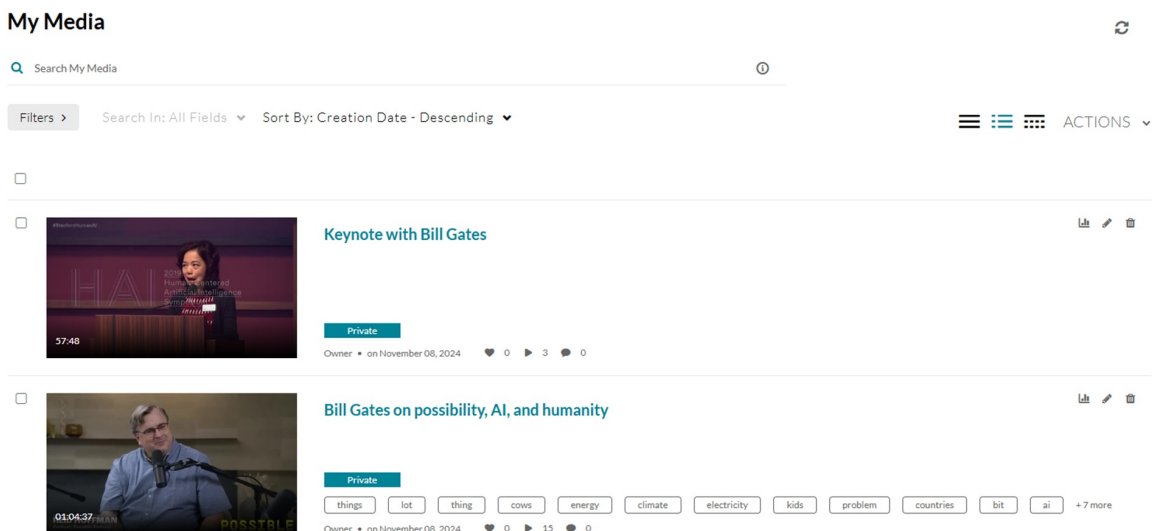
- Audio descriptions are managed separately from captions. Deleting a caption file won't affect them.
- To manually add your own audio file, see our article [Manually add audio files to video](#).
- Not supported in V2 player, mobile or non-VOD entries.



Media must be at least **10 seconds** long for audio description processing.

Order audio description for a single video


1. Go to your **My Media**.



My Media ↻


🔍 Search My Media ⊙

Filters > Search In: All Fields ▾ Sort By: Creation Date - Descending ▾ ☰ ☰ ☰ ACTIONS ▾

 **Keynote with Bill Gates** 🔗 ✎ 🗑️

Private

Owner • on November 08, 2024 ❤️ 0 ▶ 3 🗨️ 0

 **Bill Gates on possibility, AI, and humanity** 🔗 ✎ 🗑️

Private

things lot thing cows energy climate electricity kids problem countries bit ai + 7 more

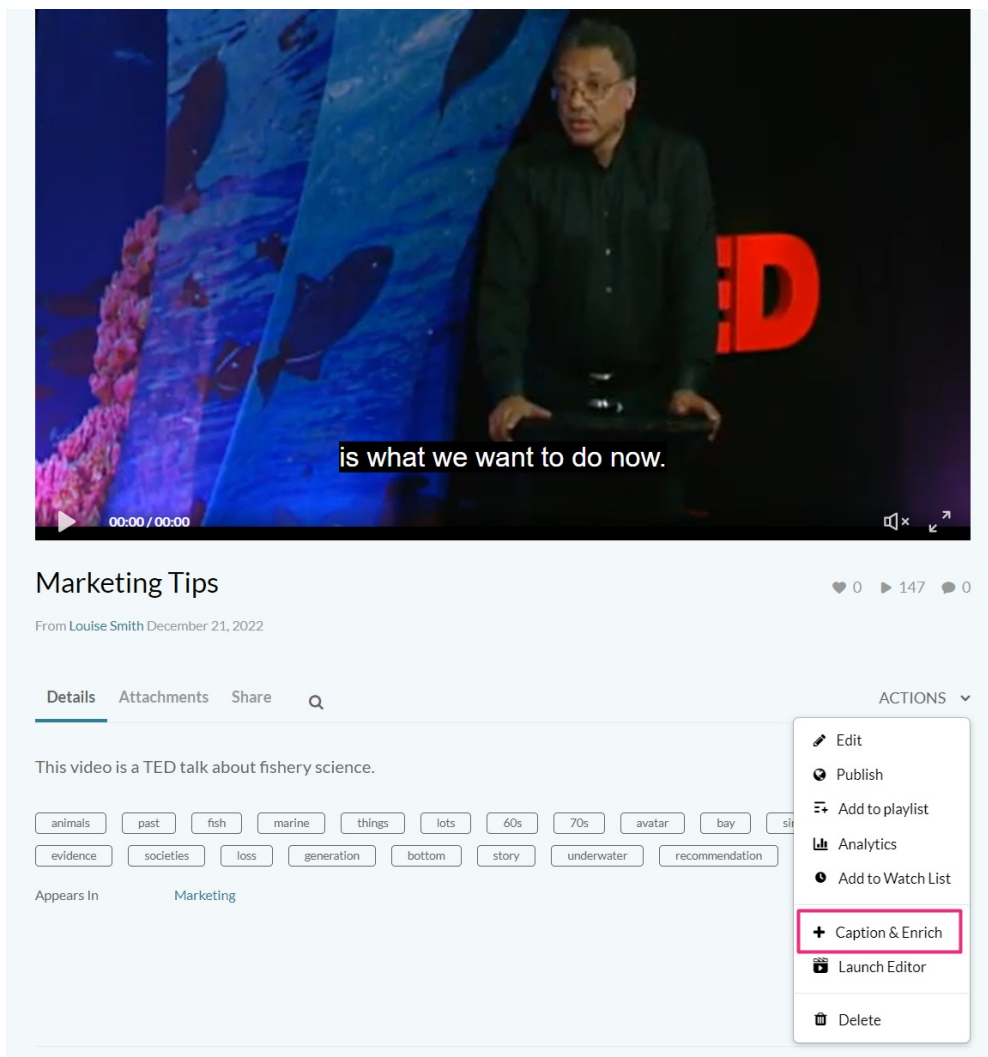
Owner • on November 08, 2024 ❤️ 0 ▶ 15 🗨️ 0

2. On the **My Media** page, click the desired media's thumbnail.



The media entry displays.

3. From the **Actions** drop-down menu, select **+Caption & Enrich**.



The **Order Captions & Enrichment Services** window displays.

Existing Requests

No requests were found x

Order Captions & Enrichment Services

Service:	Source Media Language:
<input type="text" value="Machine"/>	<input type="text" value="English"/>
Feature:	Turnaround Time:
<input type="text" value="Captions"/>	<input type="text" value="30 minutes"/>
<input type="button" value="Submit"/>	

4. Complete the following fields:

- **Service** - Choose **Professional** or **Machine**.
- **Source Media Language** - Select **English** from the drop-down menu. (This service is only available in English)
- **Feature** - Select **Audio Description**.
- **Turnaround Time** - Select the turnaround time from the drop-down menu. (The TAT options are set by your administrator.)

5. Click **Submit**.

A success message displays: *Your request has been received. Your video will automatically be updated upon completion.*

The request will be shown on the request list.

If there is an identical request for an audio description service, the system will display an error message: *Service was already requested for this video.*

Order Captions & Enrichment Services

×Service was already requested for this video

Order Captions

Service: Source Media Language:

Feature: Turnaround Time:

If there is insufficient credit to order this service, the system will display an error message: *The request cannot be fulfilled. Your account credit is depleted. Please contact your administrator.*

You can follow the order status in the **Existing Requests** section at the top of the screen. If your requests require approval, the request status will be 'Pending approval' until the requests are approved.

The audio description will be uploaded when completed, and you'll receive a message that your request has been received.

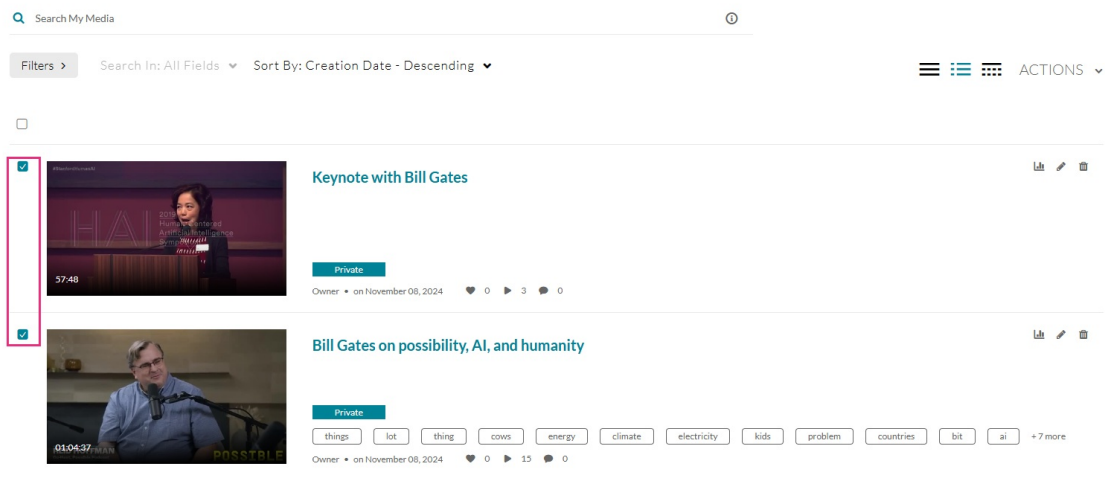


Notifications must be enabled by your system administrator.

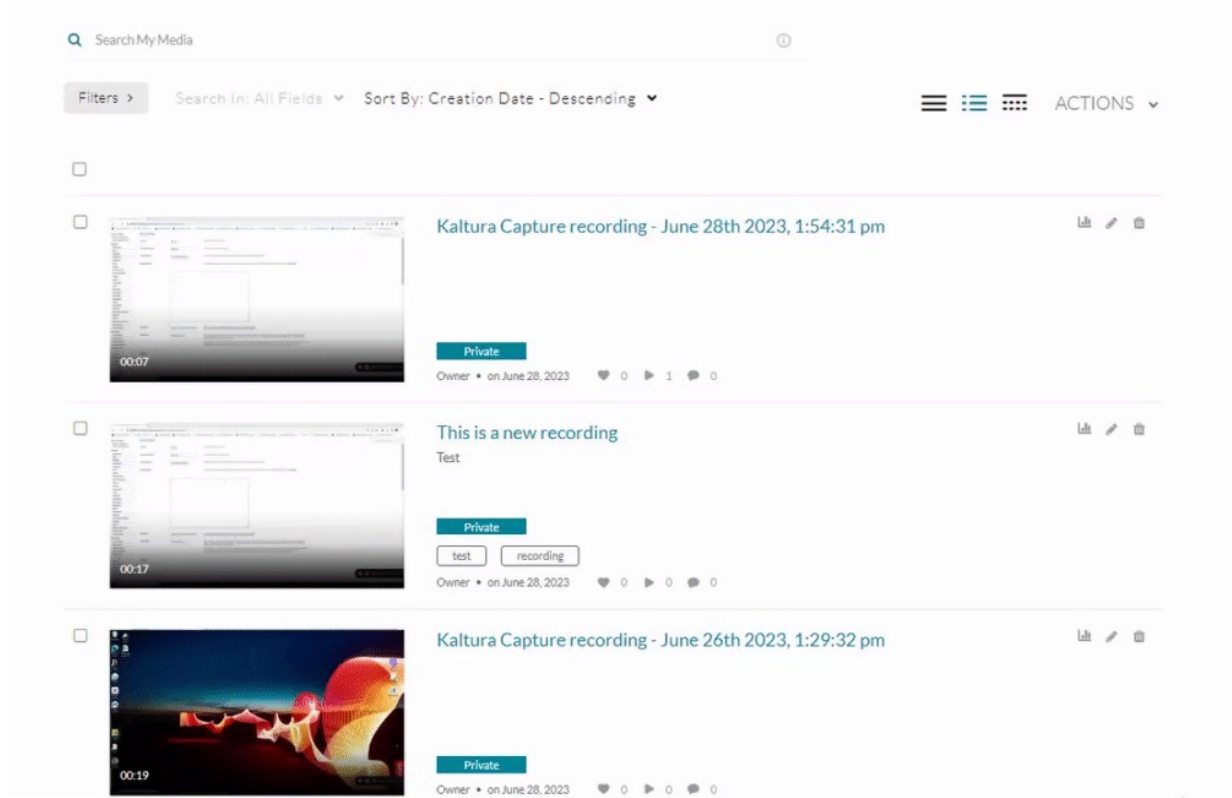
Order for multiple videos

1. Go to your [My Media](#) page.
2. Select the media you want to order captions for by checking the checkbox next to each item.

My Media



- From the **Actions** menu, select **Request Captions & Enrich**.
The Captions & Enrich screen displays.



- Follow [steps 4-5](#) above.

User experience

Users can enable audio description on the Kaltura V7 player by selecting **Audio Description** from the settings menu.



Want audio description to be ordered automatically? Check out our article [Create automated REACH rules for channels and galleries.](#)