

Order dubbing in Video Portal

Last Modified on 04/08/2026 5:27 pm IDT

 This article is designated for administrators.

About

Dubbing lets you add translated audio tracks to your video using **text-to-speech technology**.

When possible, the system attempts to match the dubbed voice to the speaker's gender, based on the available voices for each supported language.



The instructions below show the Theming interface. If your site doesn't use Theming, see our article [Video Portal Theming tour](#) to learn more.



Want dubbing to be ordered automatically? Check out our article [Create automated Reach rules for channels and galleries](#).



Media must be at least **10 seconds** long for dubbing processing.

Order dubbing

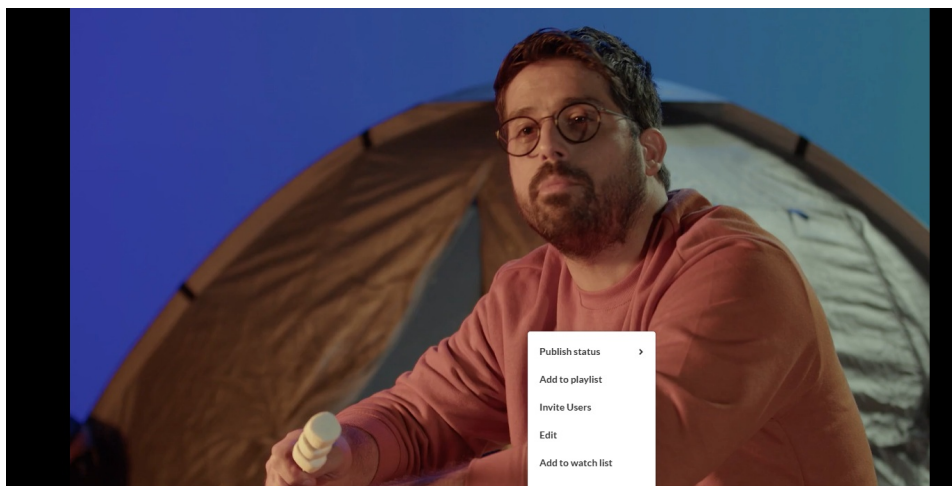
1. Open the media page for the desired video, then click the **three dots** below the player.



A fireside chat
By @kaltura.com • March 20, 2026 • 9 Views • 9 Plays



2. From the menu options, select **Reach captions & enrich**.



A fireside chat
By @kaltura.com • March 20, 2026 • 9 Views • 9 Plays

The **Reach captions & enrich** window displays.

Reach captions & enrich


Order Captions

| | |
|---|--|
| <p>Feature</p> <div style="border: 1px solid #ccc; padding: 2px;">Captions</div> | <p>Service type</p> <div style="border: 1px solid #ccc; padding: 2px;">Machine</div> |
| <p>Source media language</p> <div style="border: 1px solid #ccc; padding: 2px;">English</div> | <p>Turnaround time</p> <div style="border: 1px solid #ccc; padding: 2px;">30 minutes</div> |

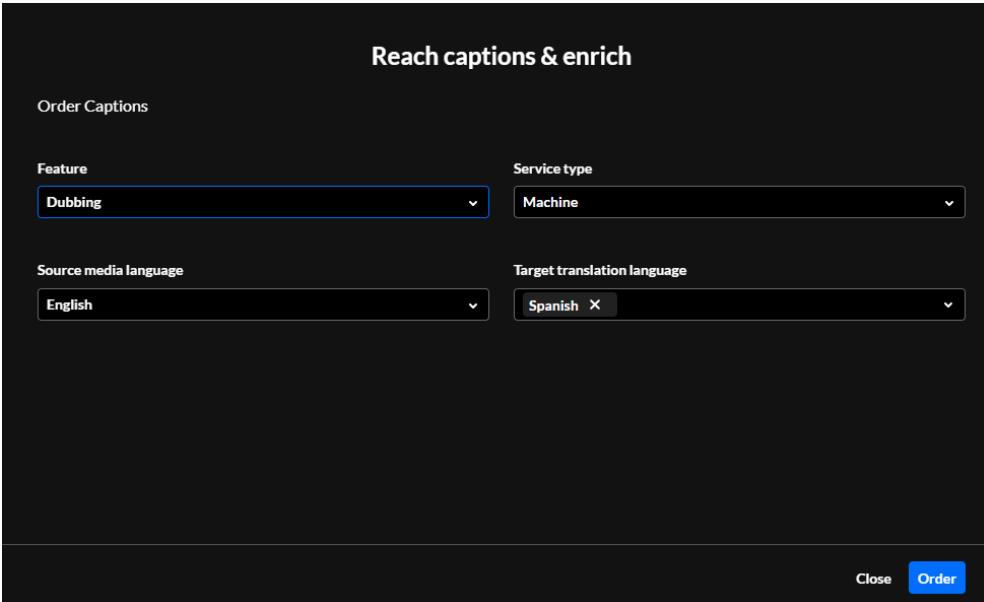
Close Order

3. In the 'Reach captions & enrich' window, complete the following fields:

- **Feature** - Select **Dubbing**.
- **Service type** - Select one of the following:
 - **Machine** - Uses machine algorithms to produce output in faster turnaround time for a more affordable price.

 Professional dubbing is not currently available.

- **Source media language** - Choose the language spoken in the video.
- **Target translation language** - Choose the language you want the dubbed audio in.



3. Click **Order**.

A success message displays and your order is listed in the 'Reach captions & enrich' window.

Once the dubbing is complete, the new audio track is added to the player's audio menu. Click the **settings (gear) icon** on the bottom right of the player to select the audio track.