

Share CDN URL - Admin Guide

Last Modified on 06/04/2026 9:18 am IDT


 This article is designated for administrators.

About

Enabling and configuring the Sharecdnurl module allows users to generate a CDN URL for entries in legacy Video Portal. Once embedded in an external page, allowed users can view the player in a full screen in an external browser and play the content.

This guide explains how to enable and configure the sharecdnurl module in the Configuration Management console.

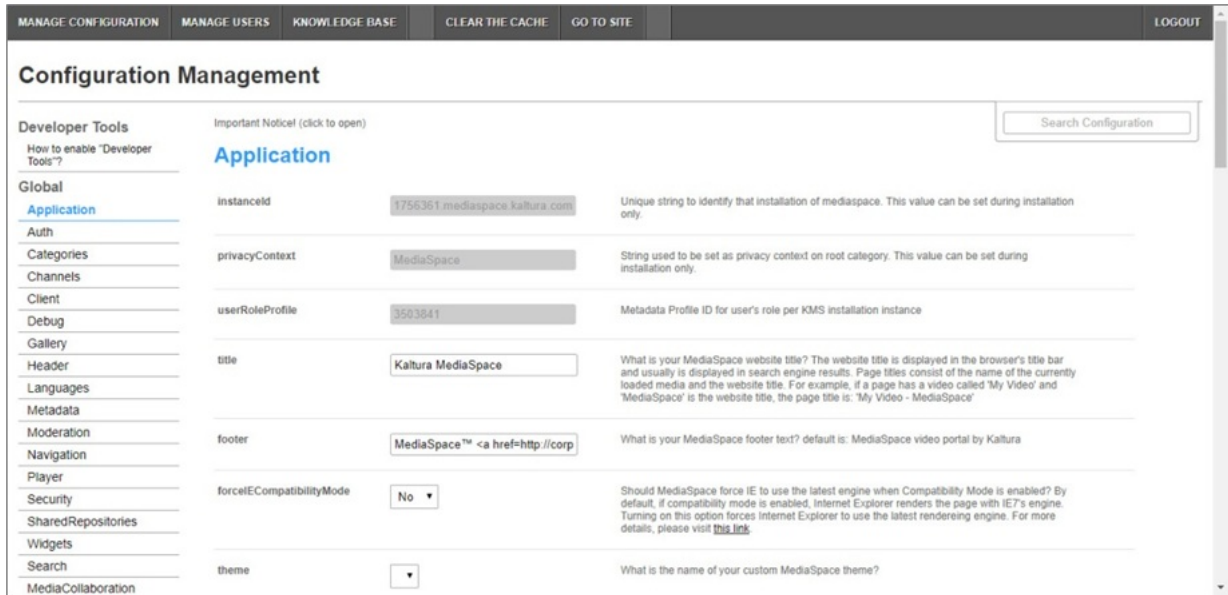
 This module is for both Theming and non-Theming users.

 For technical support, contact Kaltura Customer Care. For all other inquiries, reach out to your Customer Success Manager.

Configure

1. Log into the Configuration Management console by going to your Video Portal URL and adding */admin* at the end.
2. Enter your Kaltura user ID and password.
3. Click **Sign In**.

The **Configuration Management** console displays.



Configuration Management

Developer Tools
How to enable "Developer Tools"?

Global
Application
Auth
Categories
Channels
Client
Debug
Gallery
Header
Languages
Metadata
Moderation
Navigation
Player
Security
SharedRepositories
Widgets
Search
MediaCollaboration

Important Notice! (click to open)

Application

Search Configuration

instanceId: 1756361.mediaspace.kaltura.com
Unique string to identify that installation of mediaspace. This value can be set during installation only.

privacyContext: MediaSpace
String used to be set as privacy context on root category. This value can be set during installation only.

userRoleProfile: 3503841
Metadata Profile ID for user's role per KMS installation instance

title: Kaltura MediaSpace
What is your MediaSpace website title? The website title is displayed in the browser's title bar and usually is displayed in search engine results. Page titles consist of the name of the currently loaded media and the website title. For example, if a page has a video called 'My Video' and 'MediaSpace' is the website title, the page title is: 'My Video - MediaSpace'

footer: MediaSpace™ <a href=http://corp
What is your MediaSpace footer text? default is: MediaSpace video portal by Kaltura

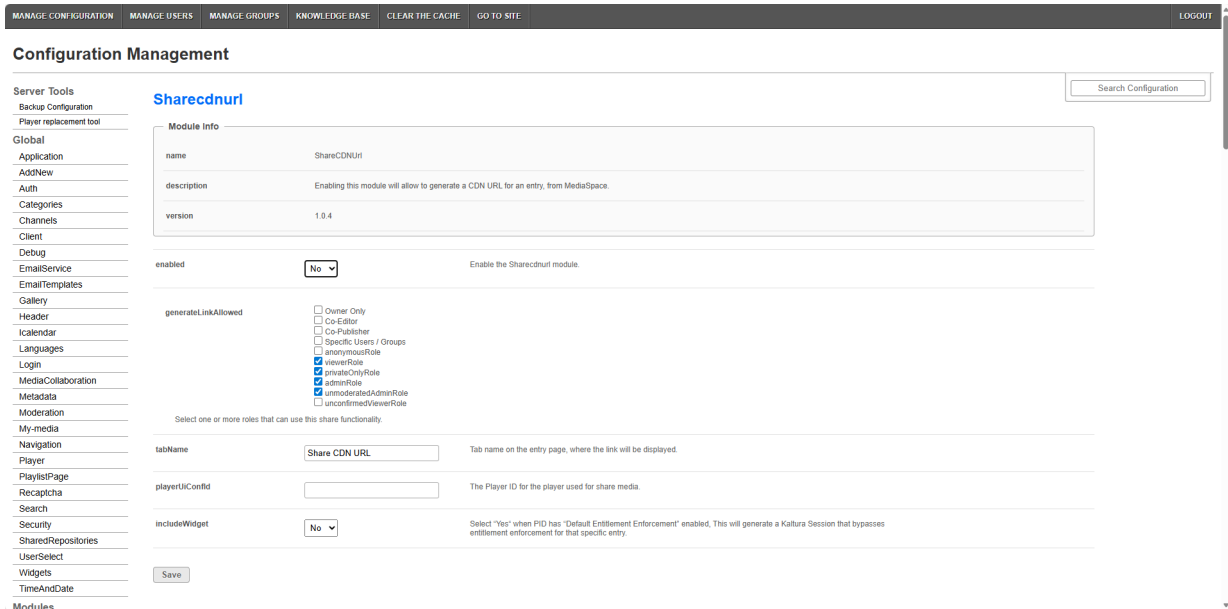
forceIECompatibilityMode: No
Should MediaSpace force IE to use the latest engine when Compatibility Mode is enabled? By default, if compatibility mode is enabled, Internet Explorer renders the page with IE7's engine. Turning on this option forces Internet Explorer to use the latest rendering engine. For more details, please visit [this link](#).

theme:
What is the name of your custom MediaSpace theme?

- In the list of configurable items on the left of your screen, locate and click on sharecdnurl. (The item will be crossed out because it's disabled by default.)

If this module is not in your KMS application, please get in touch with your Kaltura representative to inquire about adding it.

- The sharecdnurl window displays.



Configuration Management

Server Tools
Backup Configuration
Player replacement tool

Global
Application
AddNew
Auth
Categories
Channels
Client
Debug
EmailService
EmailTemplates
Gallery
Header
Icalendar
Languages
Login
MediaCollaboration
Metadata
Moderation
My-media
Navigation
Player
PlaylistPage
Recaptcha
Search
Security
SharedRepositories
UserSelect
Widgets
TimeAndDate
Modules

Sharecdnurl

Search Configuration

Module Info

name: ShareCDNURL
description: Enabling this module will allow to generate a CDN URL for an entry, from MediaSpace.
version: 1.0.4

enabled: No
Enable the Sharecdnurl module.

generateLinkAllowed:
 Owner Only
 Co-Editor
 Co-Publisher
 Specific Users / Groups
 anonymousRole
 viewerRole
 privateOnlyRole
 adminRole
 unmoderatedAdminRole
 unconfirmedViewerRole

Select one or more roles that can use this share functionality.

tabName: Share CDN URL
Tab name on the entry page, where the link will be displayed.

playerUCConfId:
The Player ID for the player used for share media.

includeWidget: No
Select "Yes" when PID has "Default Entitlement Enforcement" enabled. This will generate a Kaltura Session that bypasses entitlement enforcement for that specific entry.

Save

The **Module Info** box displays the module name, description (what enabling this module allows users to do), and version number.

- Configure the following:

enabled - Set to 'Yes' to enable the module.

generateLinkAllowed - Select one or more roles that can use this share functionality. The options are as follows:

- Owner Only
- Co-Editor
- Co-Publisher
- Specific Users / Groups
- AnonymousRole
- ViewerRole
- PrivateOnlyRole
- AdminRole
- UnmoderatedAdminRole
- UnconfirmedViewerRole



For more information about contextual roles, visit our article [legacy Video Portal and KAF roles and permissions](#).

tabName - Tab name on the entry page where the link will be displayed.

playerUIConfId - The player ID for the player used for share media.

includeWidget - Yes or no. Select "Yes" when PID has "Default Entitlement Enforcement" enabled. This will generate a Kaltura Session that bypasses entitlement enforcement for that specific entry.

7. Click **Save**.

You receive a notice that your configuration for ShareCDNURL was saved and the cache was cleared.

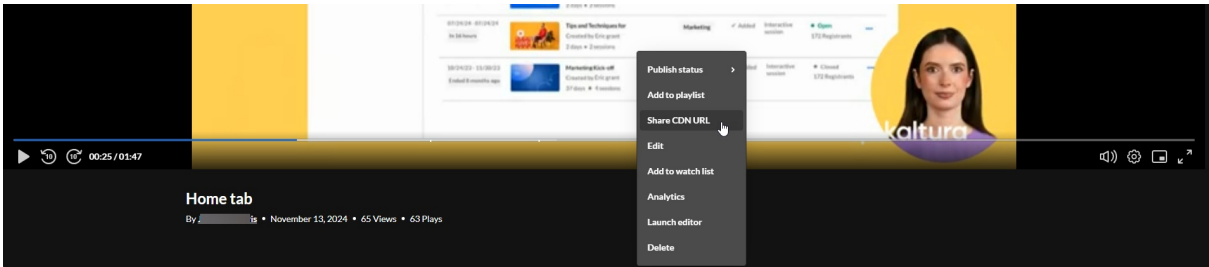
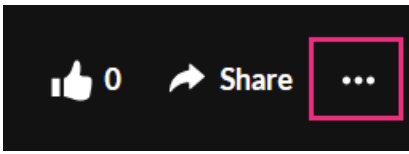
End user experience

Once enabled and configured, a new capability is added to the entry page that allows users to share the CDN URL. This capability is displayed for Theming users as part of the Actions menu on the Entry page, and for non-Theming users as an additional tab - ShareCDNURL - added to the Entry page.

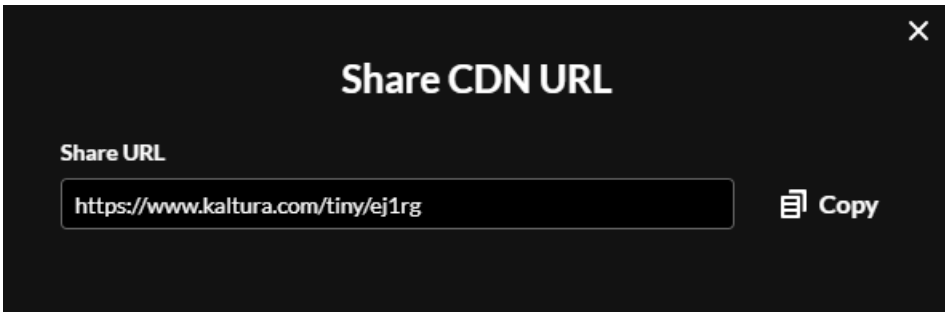
Theming users:

Once enabled and configured, the ShareCDNURL option appears in the **three dots**

menu on the media page for the end user.

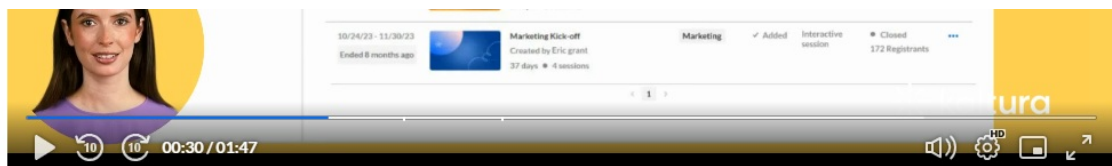


After selecting the ShareCDNURL option in the **three dots menu** on the media page, the Share CDN URL screen is displayed for the user. The user may then click the Copy button to copy the Share URL.



Non-Theming users:

Once enabled and configured for non-Theming users, the ShareCDNURL option appears as an additional tab - Share CDN URL - added to the Entry page.



Home tab

♥ 0 ▶ 63 0

From J... November 13, 2024

Details Share **Share CDN URL** 🔍

ACTIONS ▾

No description provided

After navigating to the Share CDN URL tab, the user may then click the Copy button to copy the Share URL.

×

Share CDN URL

Share URL

https://www.kaltura.com/tiny/ej1rg

📄 Copy



This document is maintained by Kaltura's Professional Services team. Please send comments or corrections to your Customer Success Manager. Ask them to forward it to the Professional Services team. We are committed to improving our documentation and your feedback is appreciated.