

Easy Download - Admin Guide

Last Modified on 01/20/2026 4:12 pm IST

 This article is designated for administrators.

About

The Easydownload module adds simpler UX for downloading media. The sections herein will guide you through logging into the Video Portal's Configuration Management section and enabling and configuring the Easydownload module.



This module is for both Theming and non-Theming users.



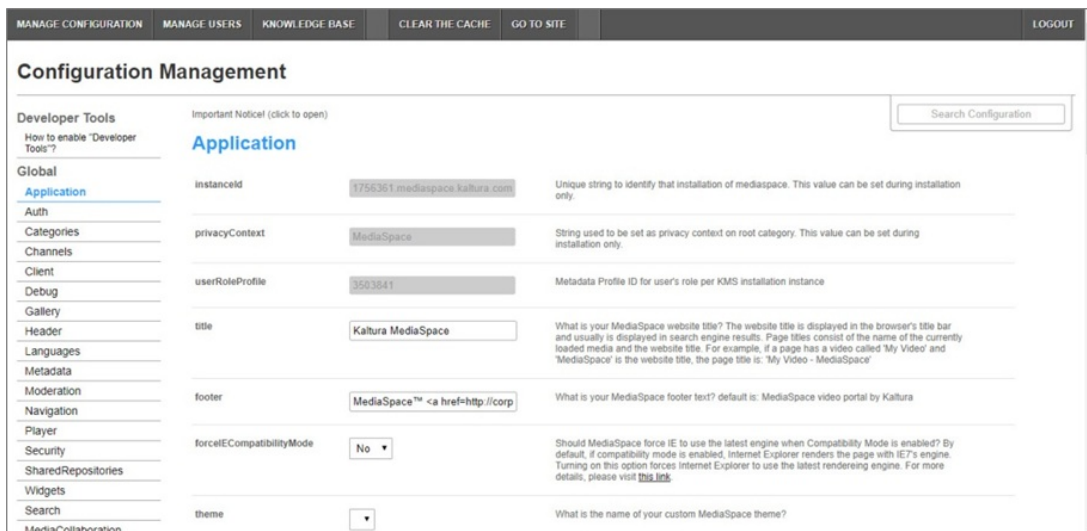
For technical support, contact Kaltura Customer Care. For all other inquiries, reach out to your Customer Success Manager.

Prerequisite

Disable the Downloadmedia module.

Configure

1. Log into the Configuration Management console by going to your video portal URL and adding */admin* at the end.
2. Enter your Kaltura user ID and password.
3. Click **Sign In**. The Configuration Management console displays.



Configuration Management

Developer Tools

How to enable "Developer Tools"?

Global

Application

Auth

Categories

Channels

Client

Debug

Gallery

Header

Languages

Metadata

Moderation

Navigation

Player

Security

SharedRepositories

Widgets

Search

MediaCollaboration

Important Notice! (click to open)

Application

Search Configuration

instanceId: 1756361 mediaspace kaltura.com

privacyContext: MediaSpace

userRoleProfile: 3583841

title: Kaltura MediaSpace

footer: MediaSpace™ <a href=http://corp

forceIECompatibilityMode: No

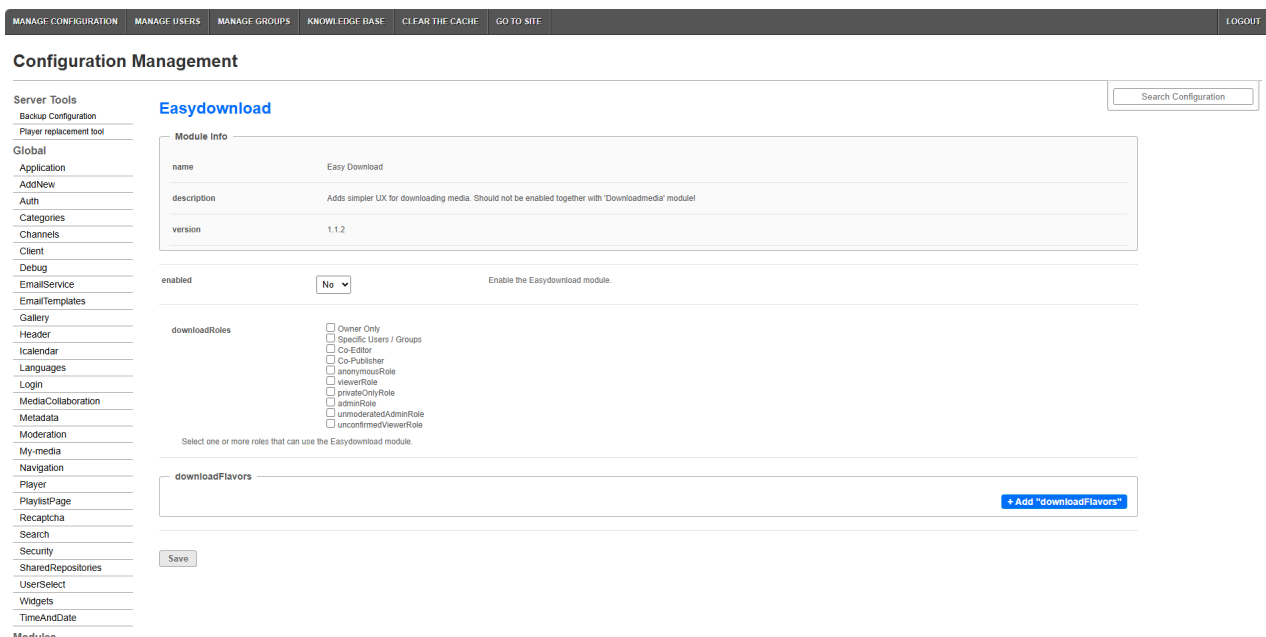
theme:

4. In the list of configurable items on the left of your screen, locate and click on Easydownload.



The Easydownload item will be crossed out because it is disabled by default.

The Easydownload window displays.



Configuration Management

Server Tools

Backup Configuration

Player replacement tool

Global

Application

AddNew

Auth

Categories

Channels

Client

Debug

EmailService

EmailTemplates

Gallery

Header

Calendar

Languages

Login

MediaCollaboration

Metadata

Moderation

My media

Navigation

Player

PlaylistsPage

Recaptcha

Search

Security

SharedRepositories

UserSelect

Widgets

TimeAndDate

Modules

Easydownload

Search Configuration

Module Info

name: Easy Download

description: Adds simpler UX for downloading media. Should not be enabled together with 'Downloadmedia' module!

version: 1.1.2

enabled: No

downloadRoles:

Owner Only

Specific Users / Groups

Co-Editor

Co-Publisher

anonymousRole

viewerRole

privateOnlyRole

adminRole

unmoderatedAdminRole

unconfirmedViewerRole

Select one or more roles that can use the Easydownload module.

downloadFlavors

+ Add "downloadFlavors"

Save

The **Module Info** box displays the module name, description (what enabling this module allows users to do), and version number.

5. In the enabled pull-down list, select **Yes** to enable the Easydownload module.

Other configurable items following the enabled pull-down list are as follows.

Configuration Name	Options	Description
downloadRoles	Owner only Specific users/groups (click +Add "allowedUsers" button then select users/groups) Co-editor Co-publisher anonymousRole viewerRole privateOnlyRole adminRole unmoderatedAdminRole unconfirmedViewerRole	Select one or more roles that can use the Easydownload module.
downloadFlavors		Click +Add "downloadFlavors" button
flavorId	Full list of flavors from which to choose	Select a flavor which will be available to download.
name	Free text	Enter the label for the flavor.

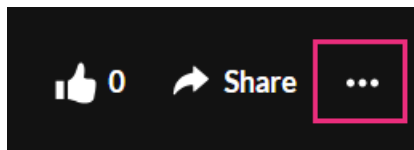
6. Click **Save**. You receive a notice that your configuration for Easydownload was saved and the cache was cleared.

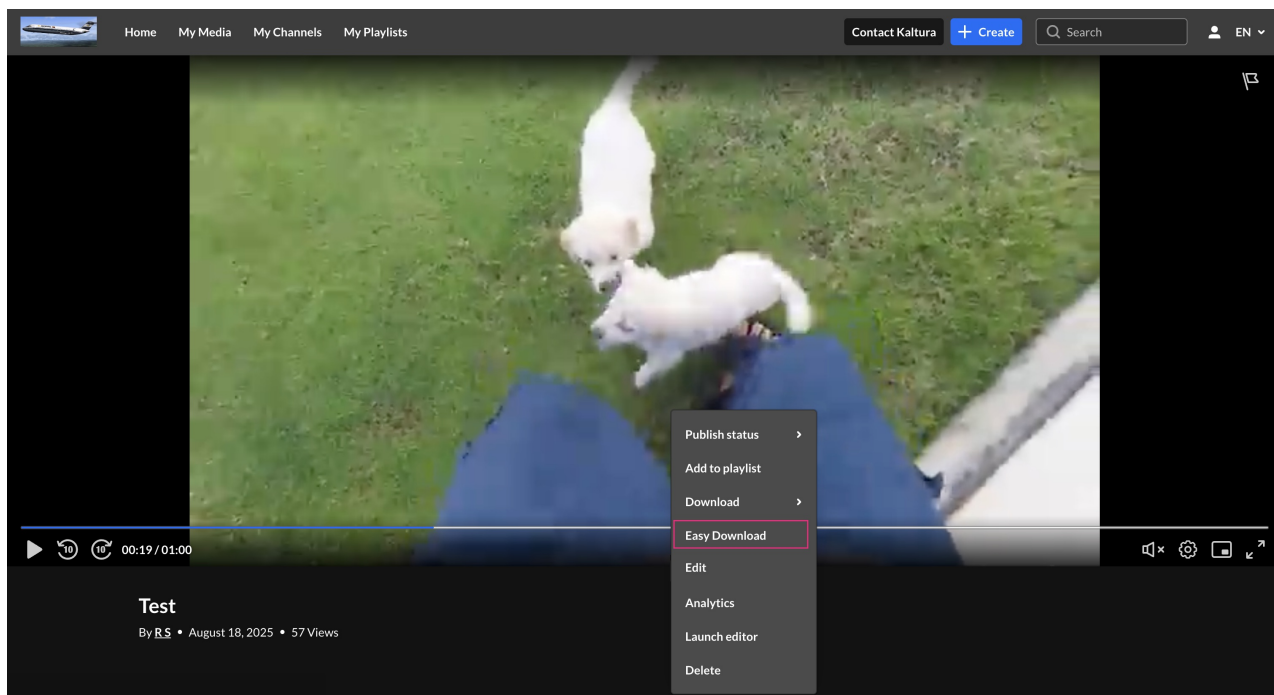
End user experience

Once enabled and configured, a new download capability is added to the entry page that allows users to download the entry. This download capability is displayed for Theming users as part of the Actions menu on the Entry page, and for non-Theming users as an additional tab - Easy Download - added to the Entry page.

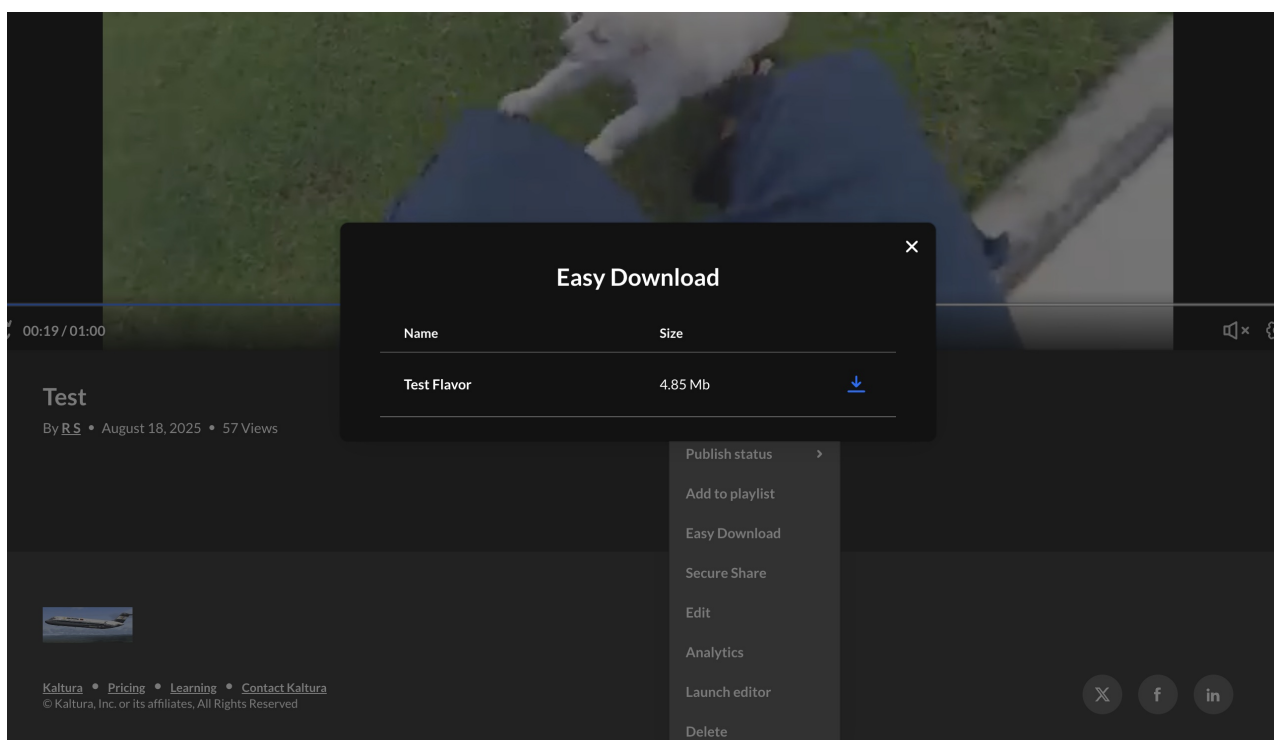
Theming users:

Once enabled and configured, the Easy Download option appears in the **three dots menu** on the media page for the end user.






After selecting the Easy Download option in the **three dots menu** on the media page, the Easy Download screen is displayed for the user. The user may then click the blue Download button to download the entry.



Non-Theming users:

Once enabled and configured for non-Theming users, the Easy Download option appears as an additional tab - Easy Download - added to the Entry page.



01:15
Kaltura Interactive Video Player


Daniel Pauly ♥ 0 ▶ 90 💬 0

From [Jennifer Harris](#) January 30, 2023

Details
Embed

Easy Download

Share
Q
ACTIONS ▼

Name	Size	Actions
Test flavor	(18.71 Mb)	

After navigating to the Easy Download tab, the user may then click the Download button to download the entry.



This document is maintained by Kaltura's Professional Services team. Please send comments or corrections to your Customer Success Manager. Ask them to forward it to the Professional Services team. We are committed to improving our documentation and your feedback is appreciated.