

My History in Content Hubs

Last Modified on 04/14/2026 5:27 pm IDT

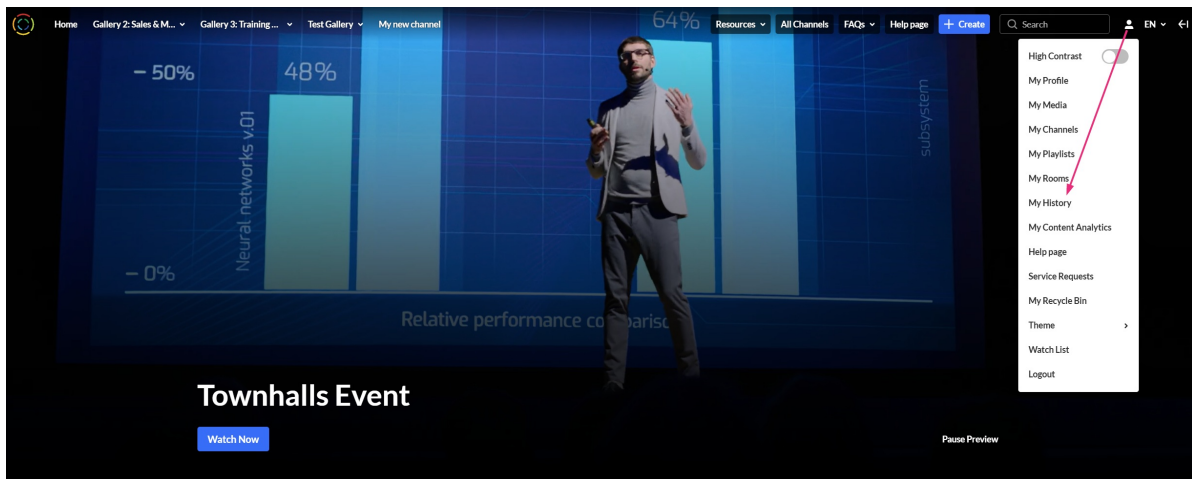
 This article is designated for all users.

About

The **My History** page lets you quickly find media you've watched in your Content Hub. You can search by keyword and use filters to narrow results by media type, viewing status, or time range.

Access My History

1. Select **My History** from the user drop-down menu.



The 'My History' page displays.

My History

Clear all filters


Watching Status ▾

Media Type ▾

Time Watch ▾

16 Items

🔄 🗑️ Clear History




01:20:34

Kaltura MediaSpace Admin Training (Source)

Video • Owner • 3 Views • Watched December 24, 2025

✕

Explore




04:59

Using AI to boost productivity and efficiency

Video • Owner • 16 Views • Watched December 24, 2025

✕

Explore




00:10

Welcome Video

Video • Owner • 6 Views • Watched December 07, 2025

✕

Explore




01:28

Customize your room

Video • Owner • 485 Views • Watched December 06, 2025

✕

Explore



Interactive video

Description

Interactive video • Owner • 8 Views • Watched December 06, 2025

✕

Explore

Search and filter

Type in your keyword(s) in the search field and press 'enter'.

My History

Clear all filters


Watching Status ▾

Media Type ▾

Time Watch ▾

16 Items

🔄 🗑️ Clear History




01:20:34

Kaltura MediaSpace Admin Training (Source)

Video • Owner • 3 Views • Watched December 24, 2025

✕

Explore



04:59

Using AI to boost productivity and efficiency

Video • Owner • 16 Views • Watched December 24, 2025

✕

Explore

The search results displays with the number of results displayed to the right of the search field.

My History

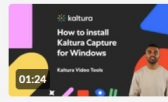



Q Capture 4 Items Clear History

[Clear all filters](#)

Watching Status ▾

Media Type ▾

Time Watch ▾

-  **How to install Kaltura Capture for Windows** ×
Video • Owner • 0 Views • Watched June 28, 2025 Explore
-  **Kaltura Capture recording - February 19th 2025, 10:24:09 am** ×
Video • Owner • 0 Views • Watched April 01, 2025 Explore
-  **Kaltura_Capture_recording_-_March_4th_2025_5_14_52_pm_(HD_1080_-_WEB_(H264_400...** ×
Video • Owner • 0 Views • Watched March 17, 2025 Explore
-  **Kaltura Capture recording - March 4th 2025, 5:14:52 pm** ×
Video • Owner • 0 Views • Watched March 04, 2025 Explore

Use the filters beneath the search field to refine your results.

My History

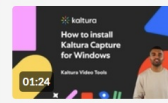

Q Capture 4 Items Clear History

[Clear all filters](#)

Watching Status ▾

Media Type ▾

Time Watch ▾

-  **How to install Kaltura Capture for Windows** ×
Video • Owner • 0 Views • Watched June 28, 2025 Explore
-  **Kaltura Capture recording - February 19th 2025, 10:24:09 am** ×
Video • Owner • 0 Views • Watched April 01, 2025 Explore

Available filters are:

Watching status

Filter by how much of the media you watched:

- All watching statuses
- Started watching
- Completed watching

Media type

Filter by media type, such as video, audio, document, image, or interactive content.

Watch time

Filter by when the media was watched:

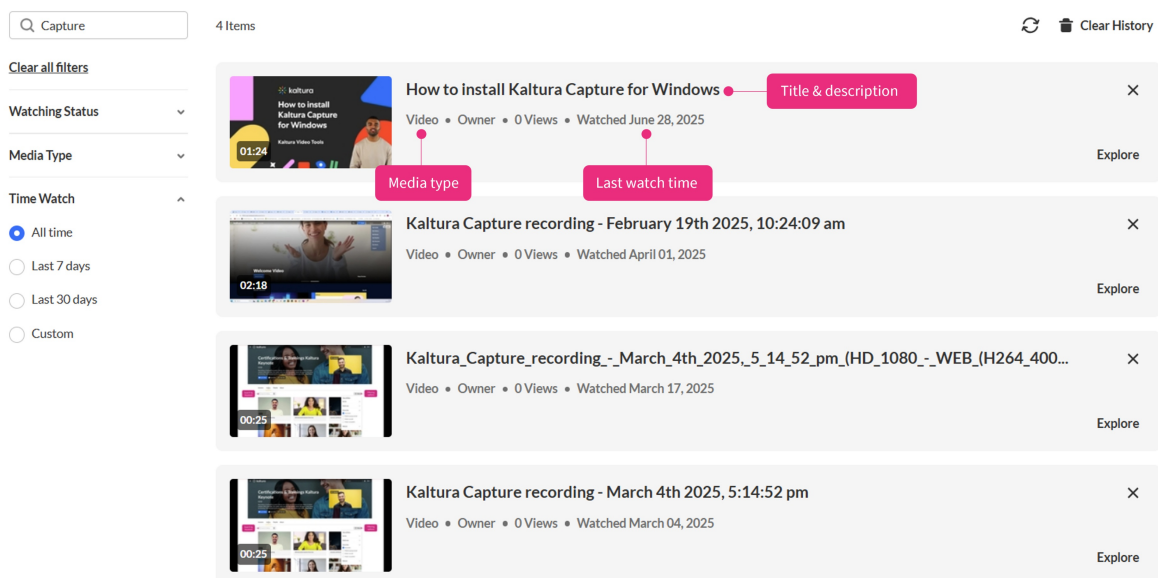
- All time
- Last 7 days
- Last 30 days
- Custom range (select specific dates)

Applied filters remain active until you clear or change them.

Read the results

The results are displayed in the form of a 'media card'.

My History



The screenshot shows the 'My History' section with a search bar containing 'Capture' and '4 Items' displayed. On the left, there are filter options: 'Clear all filters', 'Watching Status', 'Media Type', and 'Time Watch' (with 'All time' selected). The main area displays four video cards. The first card is titled 'How to install Kaltura Capture for Windows' and has callouts for 'Title & description', 'Media type', and 'Last watch time'. The other three cards are recordings from February and March 2025. Each card includes a thumbnail, title, owner, view count, watch date, and an 'Explore' button.

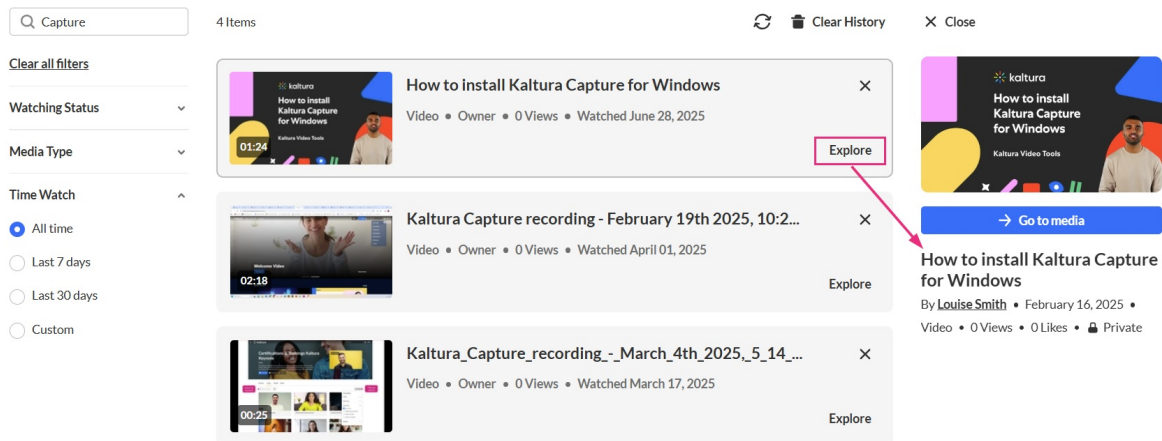
Each card includes:

- Media title and thumbnail
- Media type
- Last watch time

Explore

Click **Explore** to open a sidebar showing entry details such as owner, creation date, views, likes and publishing status.

My History



Click the **Go to Media** button to navigate directly to the content.

Click **X Close** at the top of the side bar to collapse the results.

Remove items from your history

To remove a single item from your history, click the X at the top right corner of the media card.

My History



The item is removed immediately.

Clear all history

1. To remove all items from your watch history, click **Clear history** at the top of the page.

My History

Q Capture 4 Items 🔄 Clear History

[Clear all filters](#)

Watching Status ▾

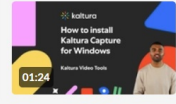
Media Type ▾

Time Watch ▴

All time


Last 7 days

Last 30 days



How to install Kaltura Capture for Windows ✕

Video • Owner • 0 Views • Watched June 28, 2025 Explore



Kaltura Capture recording - February 19th 2025, 10:24:09 am ✕

Video • Owner • 0 Views • Watched April 01, 2025 Explore

2. Confirm the action in the confirmation dialog.

Once confirmed, all history entries are deleted.

Refresh the history list

Click the **refresh icon** to reload your history without refreshing the entire page.

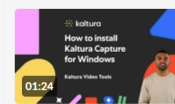
My History

Q Capture 4 Items 🔄 Clear History

[Clear all filters](#)

Watching Status ▾

Media Type ▾



How to install Kaltura Capture for Windows ✕

Video • Owner • 0 Views • Watched June 28, 2025 Explore