

Ask Class Genie questions about your video in Blackboard

Last Modified on 12/17/2025 2:13 pm IST

 This article is designated for all users.

About

Single-video Genie lets you ask questions about the video you're watching and get answers based only on that video. Genie is designed to help you review course videos, clarify concepts, and find key moments faster.

Single-video Genie is available for videos with captions, including:

- VOD
- Audio
- Playlist videos
- Recordings of live sessions



If Genie doesn't appear, the video may not have captions, or Genie may not be enabled for this course or video.

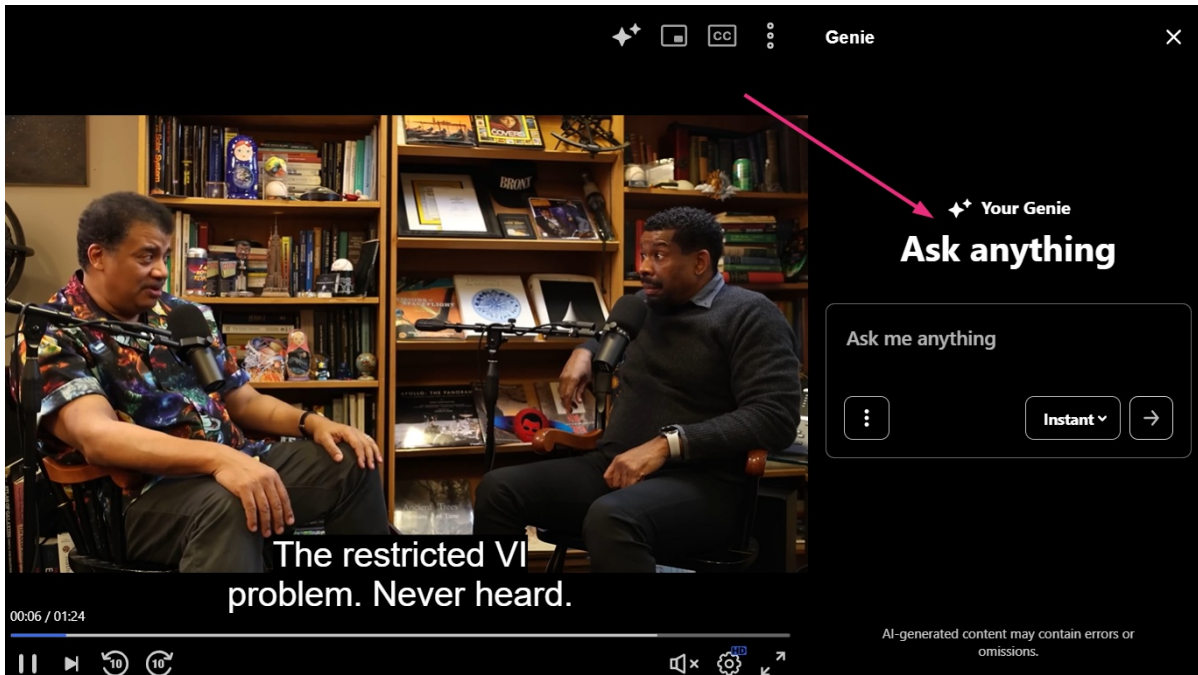
Ask a question

1. Open a video.

The video page loads with the Genie panel open.



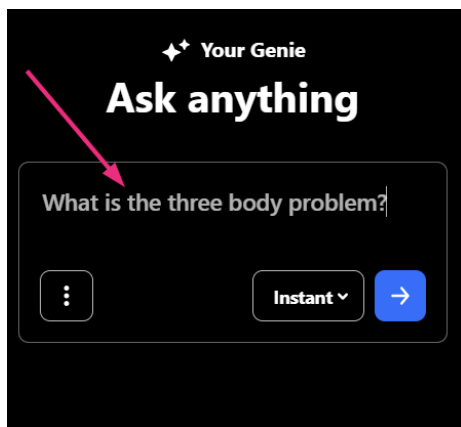
The panel may appear on the right, left, top, or bottom of the video, depending on how it's configured for your course.



If the panel is closed, click the **Genie icon** (stars) in the top-right corner of the player to open it.



2. Type your question into the **Ask anything** search field.

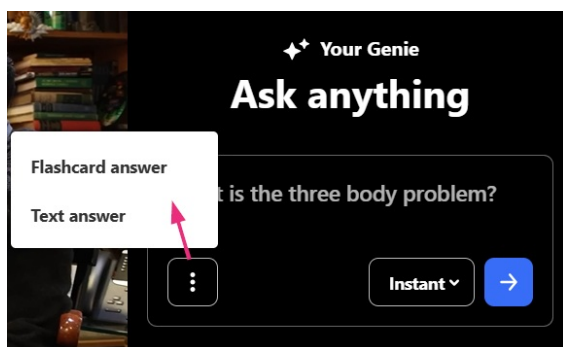


Choose an answer format

To the left of the input field, you can select **Flashcard** or **Text**.

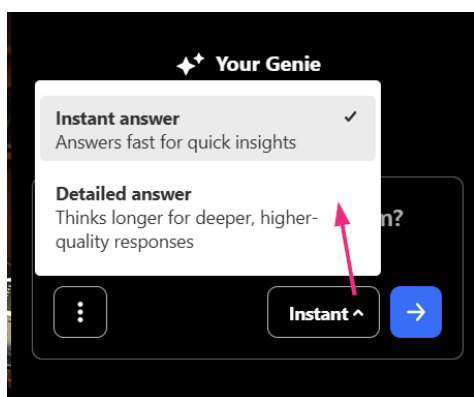
- **Flashcards** give you key takeaways, often with video clips
- **Text answers** give you full written explanation with summaries, steps, or lists

If you don't choose a format, Genie selects one based on your question.



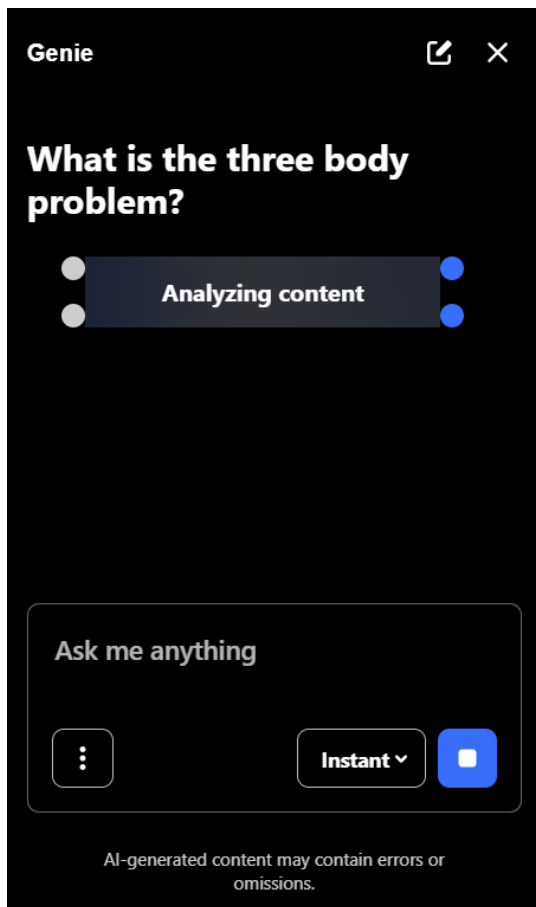
Choose the answer mode

After typing in your question, you can choose the answer mode: **Instant answer** for a quick response, or **Detailed answer** for a deeper, higher-quality response.



- 3. When you're ready, click the **blue arrow button** or press **enter**.

Genie begins analyzing your question.



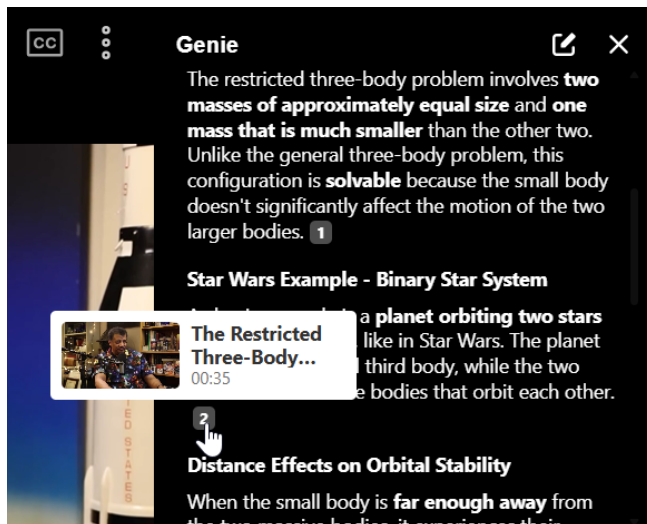
Cancel a request

To **cancel** while Genie is generating a response, click the **blue stop button** (square icon). You'll stay in the same thread and can immediately ask a new question.

View your answer

After a few seconds, your answer appears as flashcards or text, depending on your question / selected format.

Timestamps appear as small numbered markers next to the text. Hovering over a marker shows a thumbnail preview of that moment in the video. Clicking it jumps directly to that point in the video.



If Genie can't find an exact match, it will show: *I couldn't find an exact match for your request* and suggest related questions.



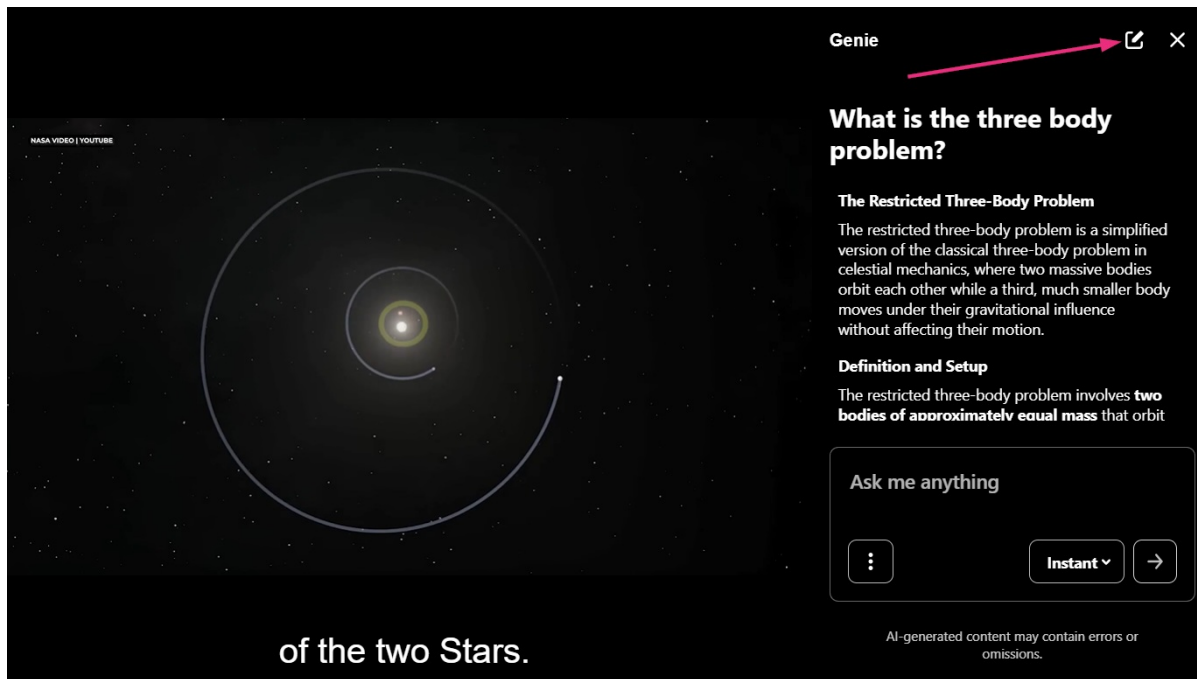
Want to learn more? See [Understand Genie's answers](#).

Ask a follow-up question

Type your next question into the 'Ask me anything' field or select a suggested follow-up. Genie uses the previous response as context and adds the new answer below it.

Start a new thread

In the top right corner of the Genie panel, the **new thread icon** (pencil in square) lets you start a fresh conversation. Click it to clear the current discussion and open a new 'Ask me anything' field.

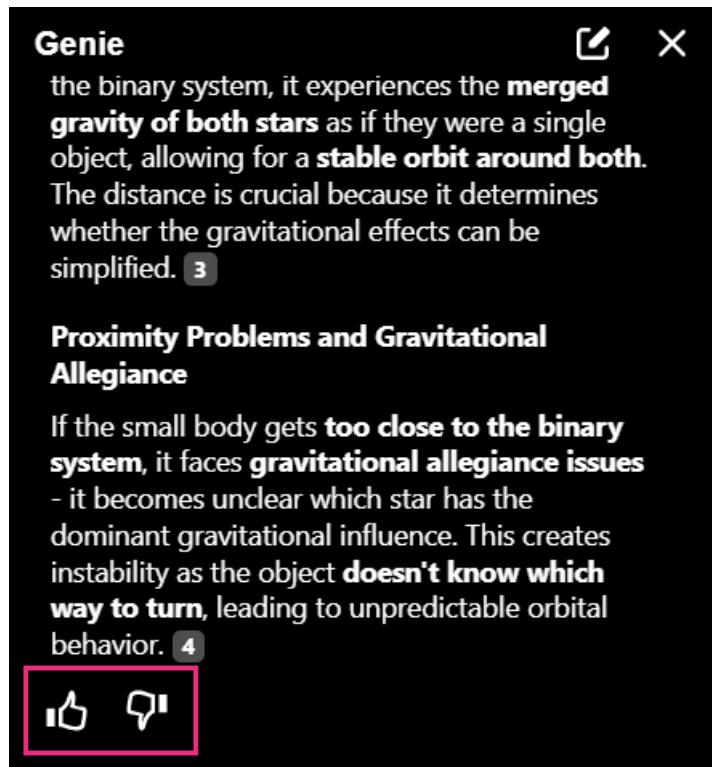


Multilingual support - Genie responds in the language you use to ask your question. If matching-language sources aren't available, Genie returns the most accurate results it can.

Provide feedback

Your feedback helps improve Genie's answers over time. You can rate any answer using the **thumbs up** or **thumbs down** icons.

1. Click an icon.



The feedback window opens.

Tell us more

Provide additional feedback

Cancel **Submit**

2. Add an optional comment if you'd like
3. Click **Submit** to send your feedback

After you submit feedback, it can't be edited or sent again for the same answer.