

# Agentic Workflows

Last Modified on 06/08/2026 11:00 am IDT



[Click here to see the list of release notes](#)

---

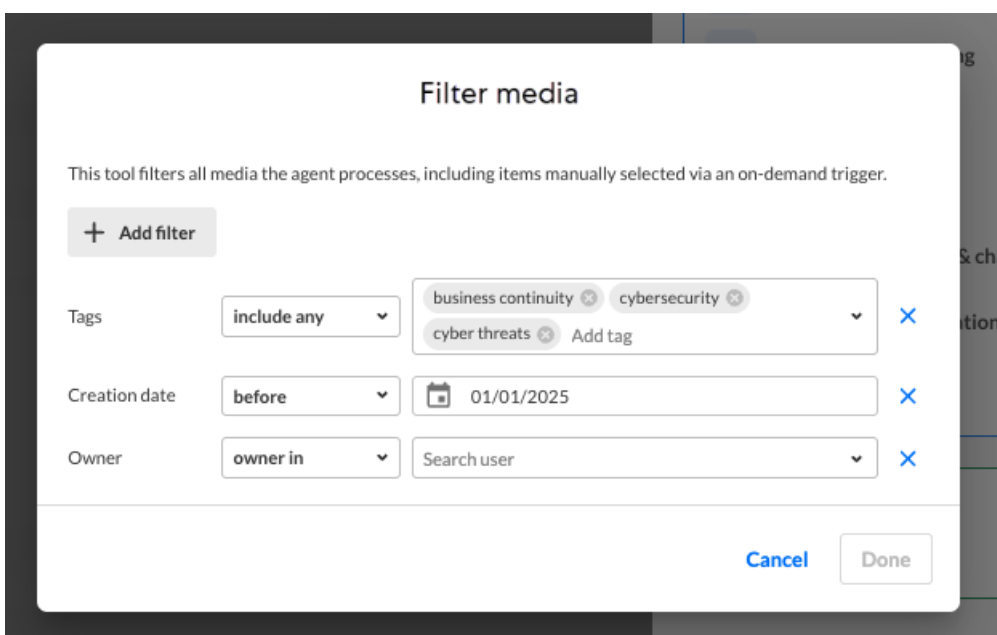
## Agentic Workflows release notes - February 2026

**Date Released: February 2026**

### What's new

Add filters to publishing agents

Publishing workflows can now filter which entries they process using specific parameters including entry tags, creation date, and entry owner.



For details, see our [Knowledge Center article](#).

## Trigger publishing workflows on subcategories

When using the *When media is added to a category* trigger, users can now opt to automatically trigger the publishing agent for both the selected category and all of its subcategories.

×

### Set up trigger

Trigger when new videos are added to the following categories

Mastering financial tools × ▼

Apply agent to videos in

This category only

This category and its subcategories

---

Cancel Done

For more information, visit our [Knowledge Center article](#).

## Agentic Workflows release notes - January 2026

**Date Released: January 2026**

### What's new

#### Automation Manager connector for Agentic Workflows

Automation Manager is now connected to the Publishing Agent, allowing admins to trigger Agent actions directly from Automation Manager workflows.

With this connection, Automation Manager's search and ruled-based logic can be combined with the flexible workflows of Agents, enabling automated actions across entire content libraries, including the migration of content backlogs to meet accessibility standards.

Within the Automation Manager, admins define their criteria, then select a pre-configured Agent from the dropdown, allowing consistent processing at scale.

**Test rule**  
Creation date: 12/28/2025 | Updated at: 12/28/2025

General

Criteria

Actions

Notifications

**Actions**

Add actions to be taken on entries that meet the criteria set in the Criteria tab.

Delete action cannot be performed along with additional actions in the same rule

Action value Trigger an agent ?

Agent  ▼

Delete

For more information, visit our articles [Create a Kaltura Agent](#) and [Introduction to Kaltura's Automation Manager](#).

### Translations & dubbing in the Accessibility Agent

Caption translations and dubbing are now part of the set of actions available within the Publishing and Accessibility Agents, alongside existing accessibility services such as captions and audio descriptions.

By incorporating translations into existing Agent workflows, creators can more easily make their content available to broader audiences:

**Translate captions** ✕

Unit

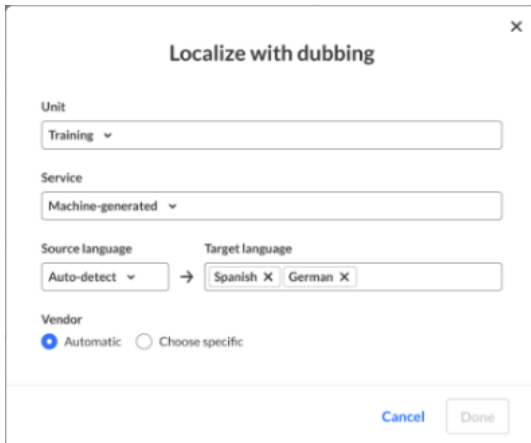
Service

Source language

Target language

Language	Vendor	Turnaround time	
Italian	<input style="border: 1px solid #ccc; margin-left: 5px;" type="text" value="Kaltura"/>	<input style="border: 1px solid #ccc; margin-left: 5px;" type="text" value="20 Minutes"/>	✕
French	<input style="border: 1px solid #ccc; margin-left: 5px;" type="text" value="Kaltura"/>	<input style="border: 1px solid #ccc; margin-left: 5px;" type="text" value="20 Minutes"/>	✕

Generate dubbed audio tracks in additional languages:



For more information, visit our article [Create a Kaltura Agent](#).

## Visual content moderation in the Moderation Agent

The Moderation Agent now supports visual content moderation, using computer vision to detect images and scenes, automatically flagging potentially inappropriate content that may require attention.

Visual content moderation expands moderation capabilities beyond transcript-based (verbal) analysis, helping customers identify sensitive content that's shown, not just spoken.

Select policy

Corporate Visual Content Integrity & Compliance

[Hide policy preview](#)

**Corporate Visual Content Integrity & Compliance**

Ensures content complies with corporate guidelines and prevents inappropriate visual content.

#	Rule	Weight
#1	<b>Explicit Nudity</b> Frames depicting sexual activity or full nudity.	14.3%
#2	<b>Violence</b> Scenes containing physical harm, injury, or gore.	14.3%
#3	<b>Hate Symbols</b> Flags logos, gestures, banners linked to hate groups.	14.3%
#4	<b>Drugs</b> Depictions of drug use or drug paraphernalia.	14.3%
#5	<b>Self-harm / Suicide</b> Visuals suggesting self-harm behavior.	14.3%
#6	<b>Graphic Medical Content</b> Gore shown for educational purposes should be tagged.	14.3%
#7	<b>Non-Explicit Nudity</b> Non-explicit exposure of intimate parts, kissing, and implied sexual acts	14.3%

For more information, visit our articles [Create a Kaltura Agent](#) and [Kaltura's AI-powered moderation service](#).

## Agentic Workflows release notes - November 2025

**Date Released: November 2025**

### What's new

#### Agentic Workflows

Kaltura is excited to introduce Agentic Workflows, AI-driven workflow automation capabilities that manage and optimize operational processes across the rich media content lifecycle.

With Agentic Workflows, you can:

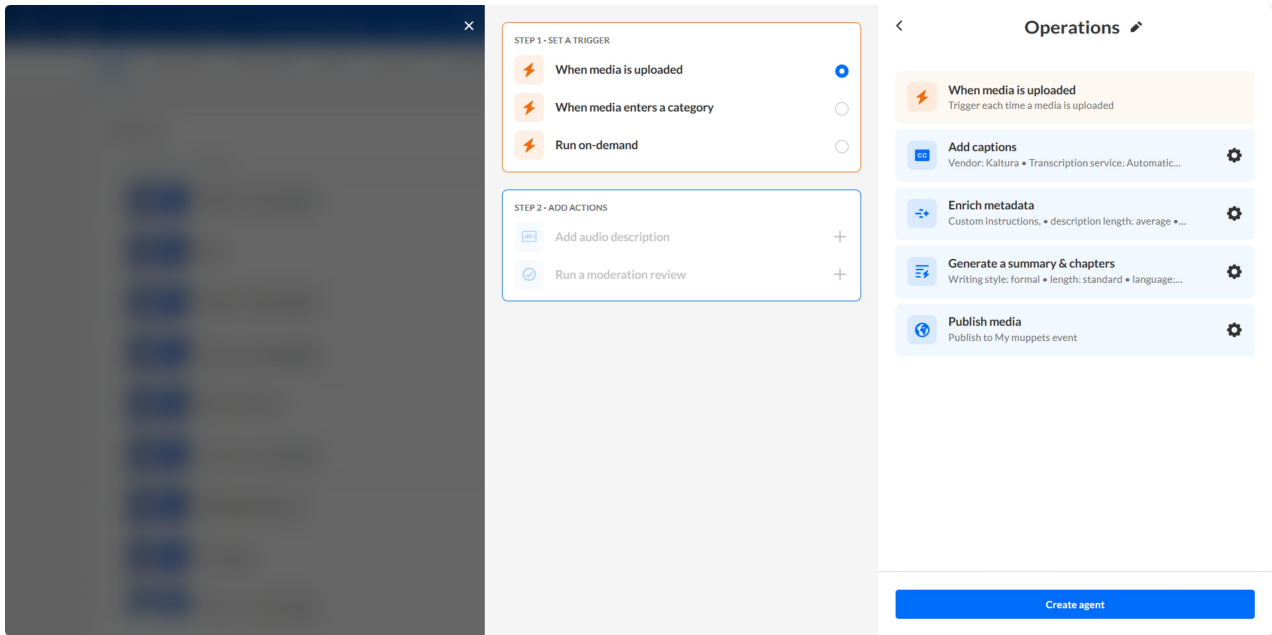
- Automatically generate captions, audio descriptions, summaries, and chapters
- Perform content moderation and metadata enrichment
- Streamline publishing with customizable approval and compliance workflows

How it works:

Upload content or add it to a category, and your configured Agent runs the workflow automatically in the background. You control when it runs and which tasks it handles, whether that's accessibility, enrichment, compliance, or all of the above.

Key benefits:

- Save significant time without adding headcount
- Scale operations across your entire video library
- Ensure accessibility and policy compliance
- Consolidate fragmented workflows into consistent automation
- Configure multiple Agents for different content types



For complete details, check out our [Agentic Workflows category](#) in the Knowledge Center.