

Manage flavors in Rich Media CMS

Last Modified on 05/06/2026 8:40 pm IDT

 This article is designated for administrators.

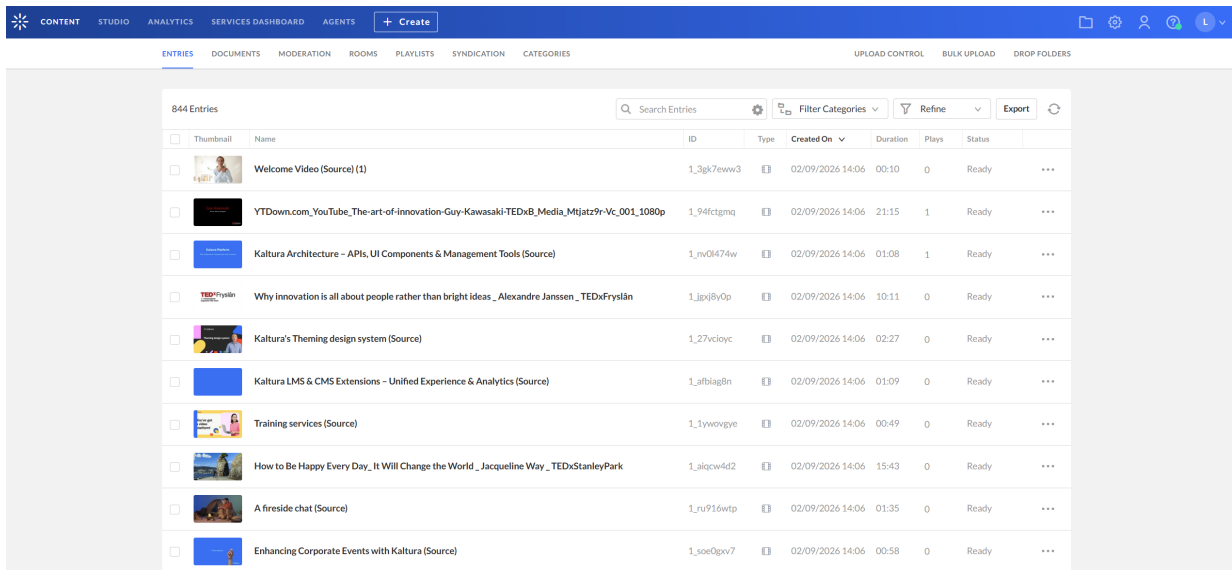
About











The **Flavors** tab lets you manage the different versions of your media. Each flavor is just a copy of the video or audio in a different quality or format. From here, you can download, upload, replace, or remove flavors, and you can also swap out the entry's main source file if needed.

Access the flavors tab

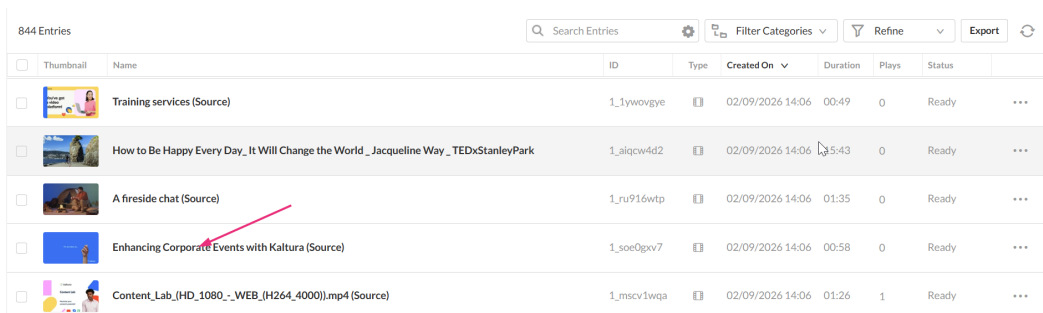
1. Log into your Rich Media Content Management System.






The **Entries** page displays by default.



Thumbnail	Name	ID	Type	Created On	Duration	Plays	Status	
	Welcome Video (Source) [1]	1_3gk7eww3	📺	02/09/2026 14:06	00:10	0	Ready	...
	YTDOWN.com_YouTube_The-art-of-innovation-Guy-Kawasaki-TEDxB_Media_Mjatz9r-Vc_001_1080p	1_94fctmq	📺	02/09/2026 14:06	21:15	1	Ready	...
	Kaltura Architecture - APIs, UI Components & Management Tools (Source)	1_nv0i474w	📺	02/09/2026 14:06	01:08	1	Ready	...
	Why innovation is all about people rather than bright ideas _Alexandre Janssen_ TEDxFryslân	1_japj8y0p	📺	02/09/2026 14:06	10:11	0	Ready	...
	Kaltura's Theming design system (Source)	1_27vcloyc	📺	02/09/2026 14:06	02:27	0	Ready	...
	Kaltura LMS & CMS Extensions - Unified Experience & Analytics (Source)	1_sfbiaq8n	📺	02/09/2026 14:06	01:09	0	Ready	...
	Training services (Source)	1_1ywovgye	📺	02/09/2026 14:06	00:49	0	Ready	...
	How to Be Happy Every Day_ It Will Change the World _Jacqueline Way_ TEDxStanleyPark	1_aiqcw4d2	📺	02/09/2026 14:06	15:43	0	Ready	...
	A fireside chat (Source)	1_nu916wtp	📺	02/09/2026 14:06	01:35	0	Ready	...
	Enhancing Corporate Events with Kaltura (Source)	1_soe0pxv7	📺	02/09/2026 14:06	00:58	0	Ready	...

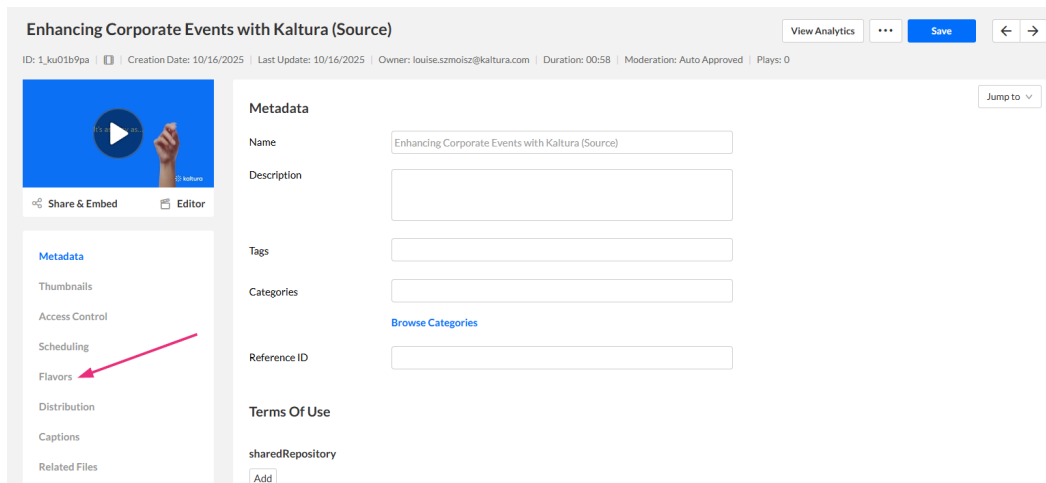
2. Click on the desired entry's title or thumbnail.



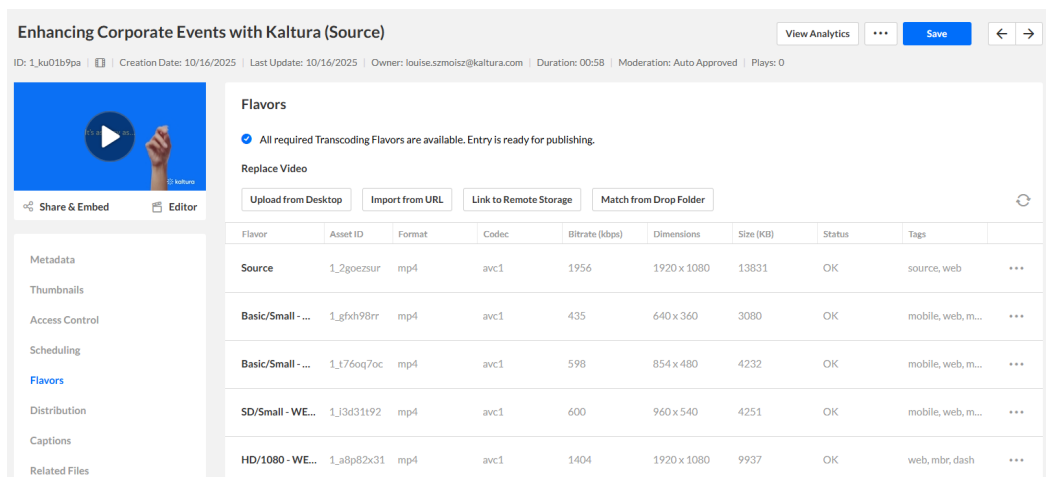
Thumbnail	Name	ID	Type	Created On	Duration	Plays	Status	
	Training services (Source)	1_1ywovgye	📺	02/09/2026 14:06	00:49	0	Ready	...
	How to Be Happy Every Day_ It Will Change the World _Jacqueline Way_ TEDxStanleyPark	1_aiqcw4d2	📺	02/09/2026 14:06	15:43	0	Ready	...
	A fireside chat (Source)	1_nu916wtp	📺	02/09/2026 14:06	01:35	0	Ready	...
	Enhancing Corporate Events with Kaltura (Source)	1_soe0pxv7	📺	02/09/2026 14:06	00:58	0	Ready	...
	Content_Lab_(HD_1080_-_WEB_(H264_4000)).mp4 (Source)	1_mscv1wqa	📺	02/09/2026 14:06	01:26	1	Ready	...

The entry details page displays.

3. In the left panel, select **Flavors**.



The 'Flavors' page displays.



On smaller screens, the **Flavor Asset ID** column may be hidden. Try widening your browser window or select **Preview** from the three-dot menu to see full flavor details.

Actions

You can apply actions to a selected flavor using the **three-dot menu** at the end of the row.

Flavors

✔ All required Transcoding Flavors are available. Entry is ready for publishing.

Replace Video

Upload from Desktop

Import from URL

Match from Drop Folder



Flavor	Asset ID	Format	Codec	Bitrate (kbps)	Dimensions	Size (KB)	Status	Tags	
Source	1_s9pyoalc	mp4	avc1	1866	960 x 540	6845	OK	source, web	...
Basic/Small - ...	1_w8m32y4t	mp4	avc1	483	640 x 360	1774	OK	mobile, web, m...	...
Basic/Small - ...	1_i011u7xw	mp4	avc1	682	854 x 480	2506	OK		
SD/Small - WE...	1_hyguhztb	mp4	avc1	983	960 x 540	3611	OK		
SD/Large - WE...	1_pmjjwc3j	mp4	avc1	1601	960 x 540	5882	OK		

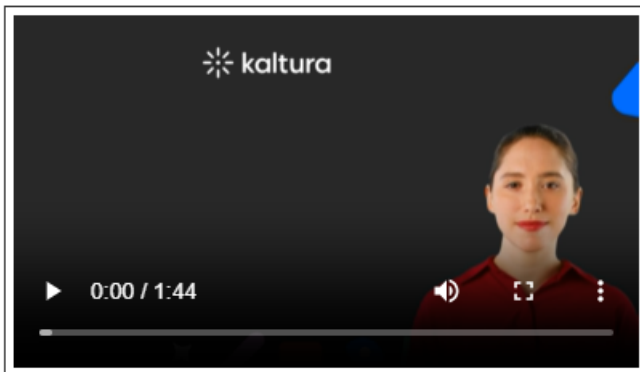
- Download
- Upload
- Import
- Drop Folder
- Preview
- Reconvert
- Delete



The options in the three-dot menu are based on that particular flavor type and its available actions.

- **Download** - Downloads the transcoded file to your desktop.
- **Upload** - Uploads a file from your desktop to serve as a flavor.
 - On a non-source flavor: Replaces or adds only that specific flavor.
 - On the source flavor: Replaces the entire video and regenerates all flavors.
- **Import** - Imports a flavor to update existing assets or adds new ones. Click to open a window and enter the file URL.
 - On a non-source flavor: Replaces or adds only that specific flavor.
 - On the source flavor: Replaces the entire video and regenerates all flavors.
- **Drop Folder** - Used for updating existing flavors or adding new ones. (You won't see this option if you don't have the required permission.) See our article [Drop Folders Service for Content Ingestion](#) to learn more.
- **Preview** - Displays flavor details: Entry Name, Entry ID, Flavor Name, Flavor Asset ID, Bitrate, Codec, Dimensions, Format, Size (KB), and Status.

Flavor Preview

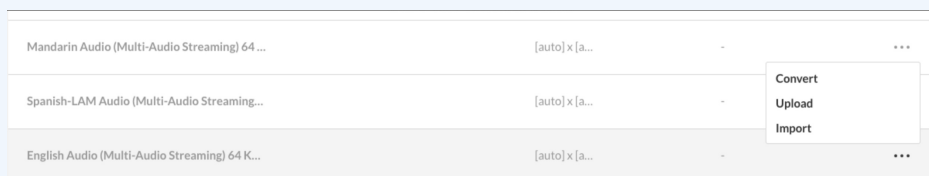


Entry Name:	Kaltura Genie
Entry ID:	1_5ye1e2e6
Flavor Name:	Source
Flavor Asset ID:	1_ed6eek8r
Bitrate:	1435
Codec:	avc1
Dimensions:	1920 x 1080
Format:	mp4
Size (KB):	18259
Status:	OK

- **Convert** or **reconvert** - Convert to transcode an entry to additional flavors or reconvert to create the flavor again from the source.



When you use 'Convert' on an **audio** flavor, Kaltura creates a new audio flavor for the entry using the language selected during the Convert process.



After conversion, the new audio flavor appears in the flavors list as an additional audio track.

Flavors

All required Transcoding Flavors are available. Entry is ready for publishing.

Replace Video

Flavor	Asset ID	Format	Codec	Bitrate (kbps)	Dimensions	Size (KB)	Status	Tags	
Source	1_jsu6yvvdv	webm	v_vp9	156	398 x 224	1097	OK	source	...
Basic/Small - WEB/MBL (H264/400)	1_u6oie1j	mp4	avc1	152	398 x 224	1071	OK	mobile, web, mbr, iphone, i...	...
English Audio (Multi-Audio Streaming) 64 K...	1_h7qafcpt	mp4		65	[auto] x [a...	461	OK	mobile, web, mbr, iphone, i...	...

If multiple audio flavors exist, the player displays an audio selection menu, allowing viewers to switch between available languages or audio tracks.

This is commonly used for workflows such as [dubbing](#) and [audio descriptions](#), and can be used as an alternative to uploading a separate audio file.

- **Delete** - Deletes the flavor.
- **View DRM details** - For accounts supporting direct ingestion of multiple bit-rate flavors.

Refreshing flavors

If a flavor appears to be stuck processing for an extended period, or if you have just initiated an action and want to see the latest status, click the **refresh icon** (circular arrows) located at the top right of the flavor table. This updates the status of all flavors without reloading the entire page.

Enhancing Corporate Events with Kaltura (Source) View Analytics

ID: 1_soe0gsv7 | Creation Date: 02/09/2026 | Last Update: 02/09/2026 | Owner: louise.szmoisz@kaltura.com | Duration: 00:58 | Moderation: Auto Approved | Plays: 0

Share & Embed

Metadata

Thumbnails

Access Control

Scheduling

Flavors

Flavors

All required Transcoding Flavors are available. Entry is ready for publishing.

Replace Video

Flavor	Asset ID	Format	Codec	Bitrate (kbps)	Dimensions	Size (KB)	Status	Tags	
Source	1_jyweo7qt	mp4	avc1	1956	1920 x 1080	13831	OK	source, web	...
Basic/Small - WEB/MBL (H264/400)	1_bvskrbo3	mp4	avc1	435	640 x 360	3081	OK	mobile, web, mbr, iphone, l...	...
Basic/Small - WEB/MBL (H264/600)	1_29hh5p2v	mp4	avc1	598	854 x 480	4233	OK	mobile, web, mbr, iphone, l...	...