

Edit an existing stream


Last Modified on 10/01/2025 5:34 pm IDT


 This article is designated for all users.


1. Click the three blue dots to the right of the desired stream. Additional options display.



Social media streams

Share your live webcast on social media channels.



 Monday 

 Facebook

 Twitter 

Edit

Delete

2. Click **Edit**. The Edit social stream window displays where you can make your edits.

Edit social stream

Social channel (required)

Facebook

Stream URL (required)

Stream key (required)

Your chosen social channel will provide you with a stream key

Cancel

Save

3. Click **Save**.