

Launch an Interactive Room session and enter the Kaltura Room

Last Modified on 02/20/2026 6:44 pm IST

 This article is designated for all users.

About

This article describes how to launch an Interactive Room session in Events and enter the Kaltura Room.




This article pertains only to multi-session events.


1. Navigate to the session. There are two ways to reach the session:
 - a. On the [Event Overview page](#), in the Agenda at a glance section, hover over the session, then click the blue box with arrow (go to session) icon.

Agenda at a glance




Add session
Full agenda




Opening Keynote


Interactive session  Published

10:00 AM - 10:30 AM Tue, February 02







Marketing for Gen-Z: The right way

Pre-recorded  Published



10:00 AM - 10:30 AM Tue, February 02

LIVE










Knights in Marketing ArmorKnight...

Pre-recorded   Published

10:00 AM - 10:30 AM Tue, February 02

3 more sessions

b. On the [Event Agenda page](#), click the blue box with arrow (go to session) icon to the right of the session.

← All





























Event site
Kaltura Marketing

Virtually Live!

Overview
Event details
Branding
Event site editor
Registration
Agenda
Media
People
Interactions
Analytics
Integrations
Settings

Agenda

All
4 Sessions
EST (GMT-5)
Add Session

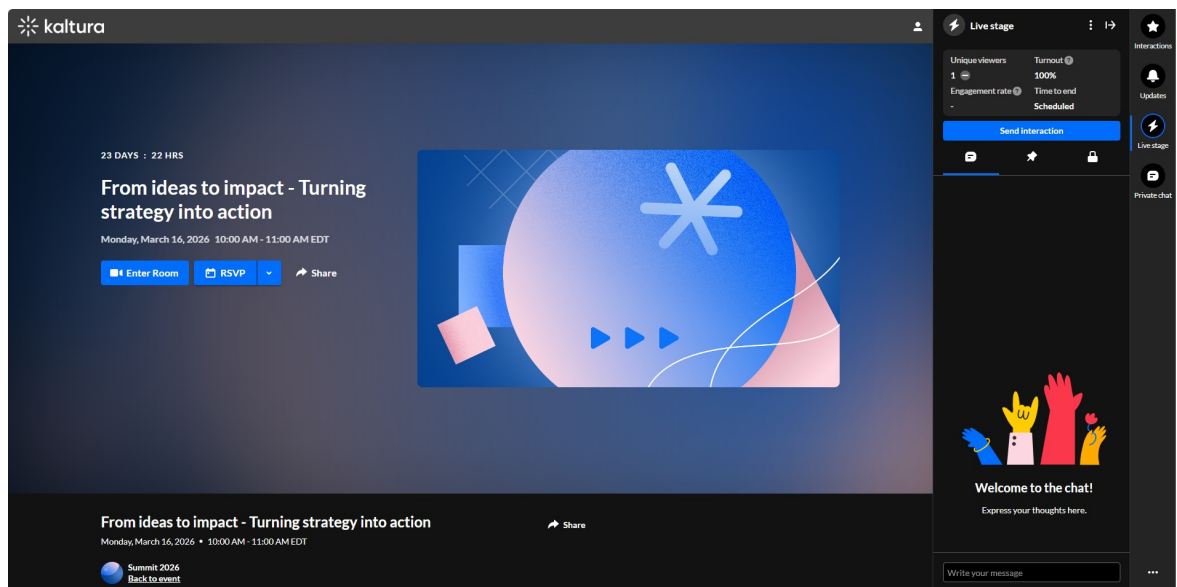
Date and Time	Name	Speakers	Site visibility
10:00 AM - 10:30 AM Tue, September 20, 2024	 <div> <h3>Opening Keynote</h3> <p>Interactive session</p> </div>	    +2	Published   
10:30 AM - 11:00 AM Tue, September 20, 2024	 <div> <h3>Marketing for Gen-Z: The right way</h3> <p>Interactive session</p> </div>	 	Published   
1:00 PM - 1:30 PM Tue, September 20, 2024	 <div> <h3>Demystifying Marketing Automation</h3> <p>Pre-recorded</p> </div>	 	Published   
2:00 PM - 3:30 PM Tue, September 20, 2024	 <div> <h3>Video Experience Delivery</h3> <p>DIY Live Broadcast</p> </div>	    +2	Published   

1

The session page displays.

Copyright © 2025 Kaltura Inc. All Rights Reserved. Designated trademarks and brands are the property of their respective owners. Use of this document constitutes acceptance of the Kaltura Terms of Use and Privacy Policy.

2



2. Click the **Enter Room** button to launch the session. The Kaltura room displays.

