

Visit session page and copy session page link to share

Last Modified on 07/09/2026 9:16 pm IDT

 This article is designated for all users.

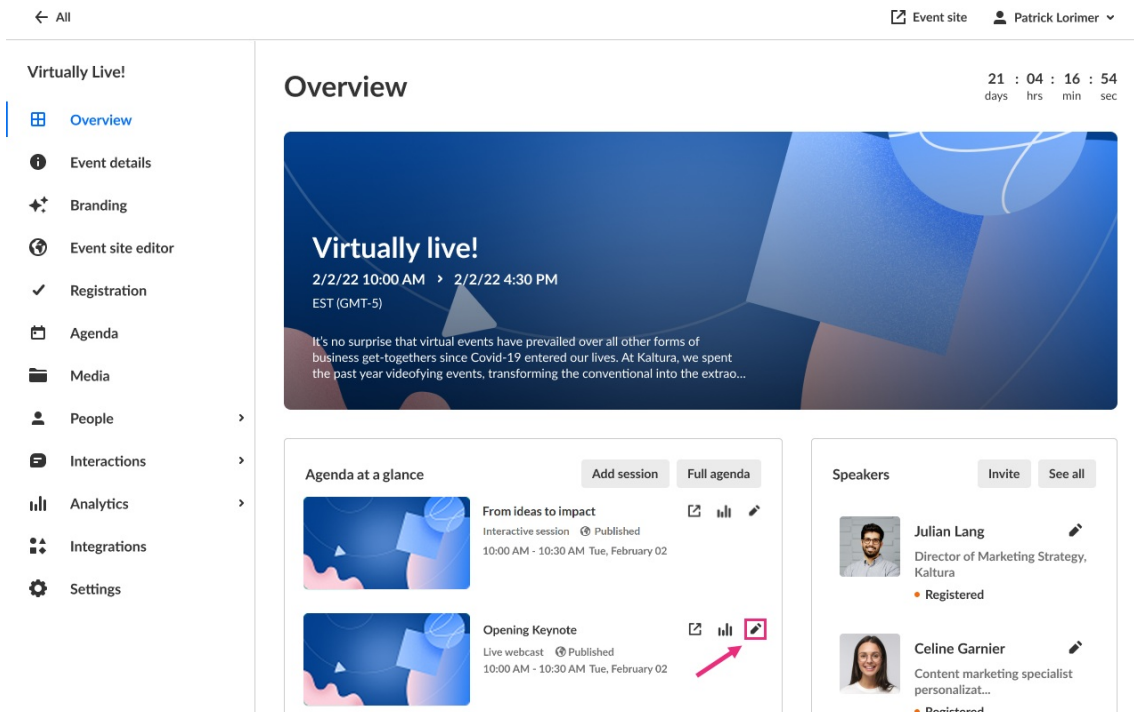
About

This article explains how to visit the session page in Kaltura and copy a direct link to share with attendees. It shows you how to navigate to the session via the Edit Session page, click “Visit session page,” and then use the “Copy link” option - making it easy to distribute the session’s join page link to your audience.

Access session settings

There are two ways to reach session settings:

- On the Overview page, in the **Agenda at a glance** section, click the **pencil icon** next to the session.



- On the **Agenda** page, click the **three dots** to the right of the session and choose **Edit**.

← All Event site Patrick Lorimer

Virtually Live!

- Overview
- Event details
- Branding
- Event site editor
- Registration
- Agenda**
- Media
- People
- Interactions
- Analytics
- Integrations
- Settings

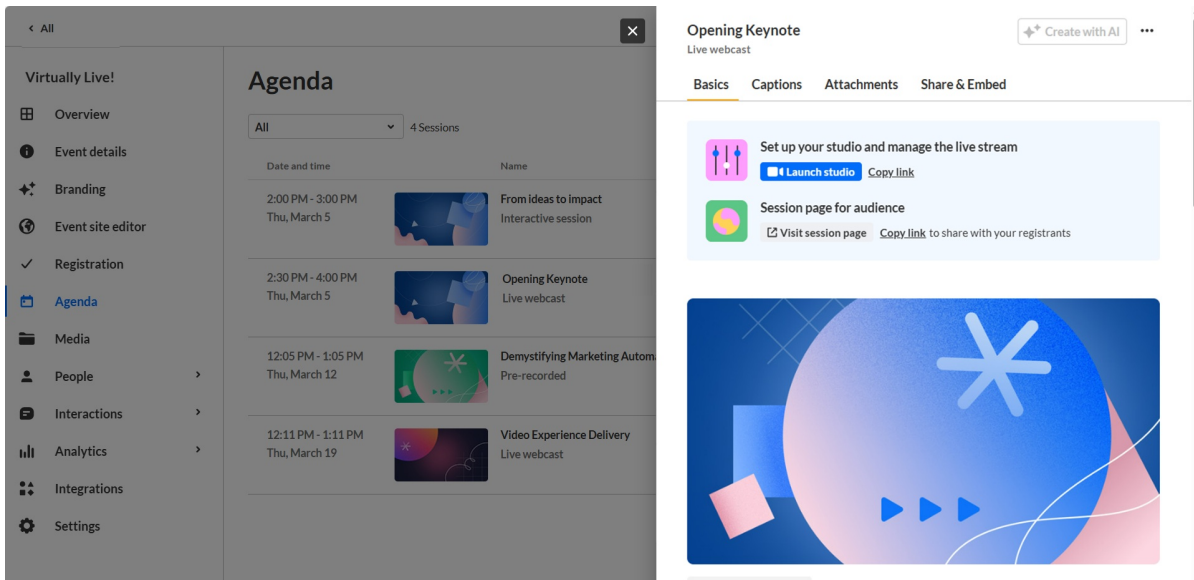
Agenda

All 4 Sessions EST (GMT-5) + Add session

Date and time	Name	RSVP	Speakers	Site visibility
10:00 AM - 10:30 AM Tue, September 20, 2024	From ideas to impact Interactive session	16	SN +2	Published
10:30 AM - 11:00 AM Tue, September 20, 2024	Opening Keynote Live webcast	16		Published
1:00 PM - 1:30 PM Tue, September 20, 2024	Demystifying Marketing Automation Pre-recorded	16		Publ
2:00 PM - 3:30 PM Tue, September 20, 2024	Video Experience Delivery Live webcast	16	+2	Publ

< 1 >

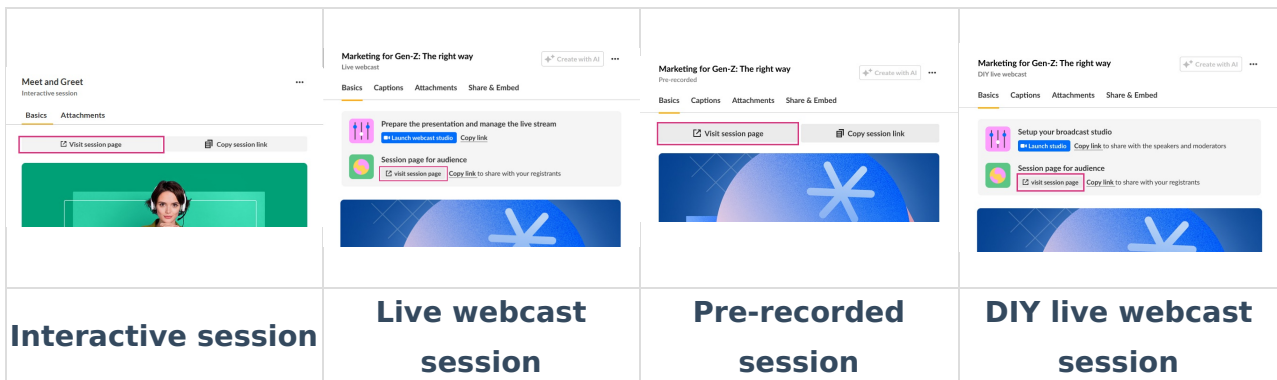
The session settings open in a side panel with the **Basics** tab selected by default.



The screenshot shows the 'Opening Keynote' session settings side panel. The 'Basics' tab is selected, showing options to 'Launch studio' and 'Visit session page'. The 'Visit session page' option is highlighted with a red box. The background shows the agenda with the 'Opening Keynote' session selected.

Visit the session page

On the Basics tab, click **Visit session page**.



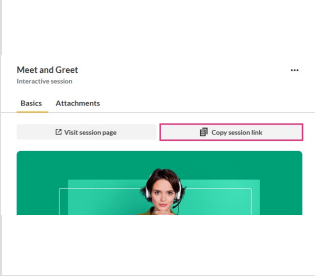
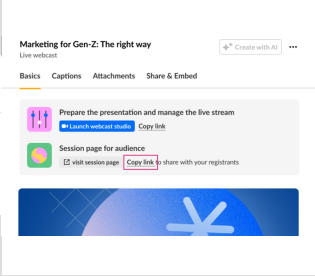
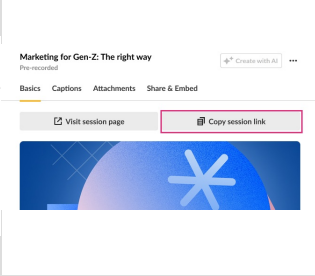
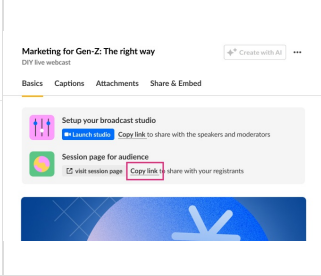
A grid of four session types is shown, each with a 'Visit session page' button highlighted in a red box:

- Interactive session**: Meet and Greet
- Live webcast session**: Marketing for Gen-Z: The right way
- Pre-recorded session**: Marketing for Gen-Z: The right way
- DIY live webcast session**: Marketing for Gen-Z: The right way

Copy a session page link to share

You may copy a direct link to the session page for sharing purposes.

On the Basics tab, click **Copy session link** or **Copy link**.

			
<p>Interactive session</p>	<p>Live webcast session</p>	<p>Pre-recorded session</p>	<p>DIY live webcast session</p>