

Enable media download in Brightspace

Last Modified on 05/05/2026 9:12 am IDT

 This article is designated for all users.

About

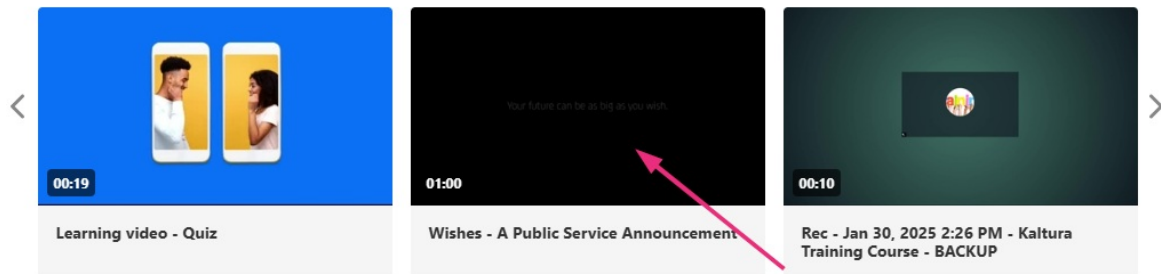
You can allow viewers to download your media in different formats.



- Only the media owner can enable downloads.
- This feature requires the [Downloadmedia module](#) to be enabled.

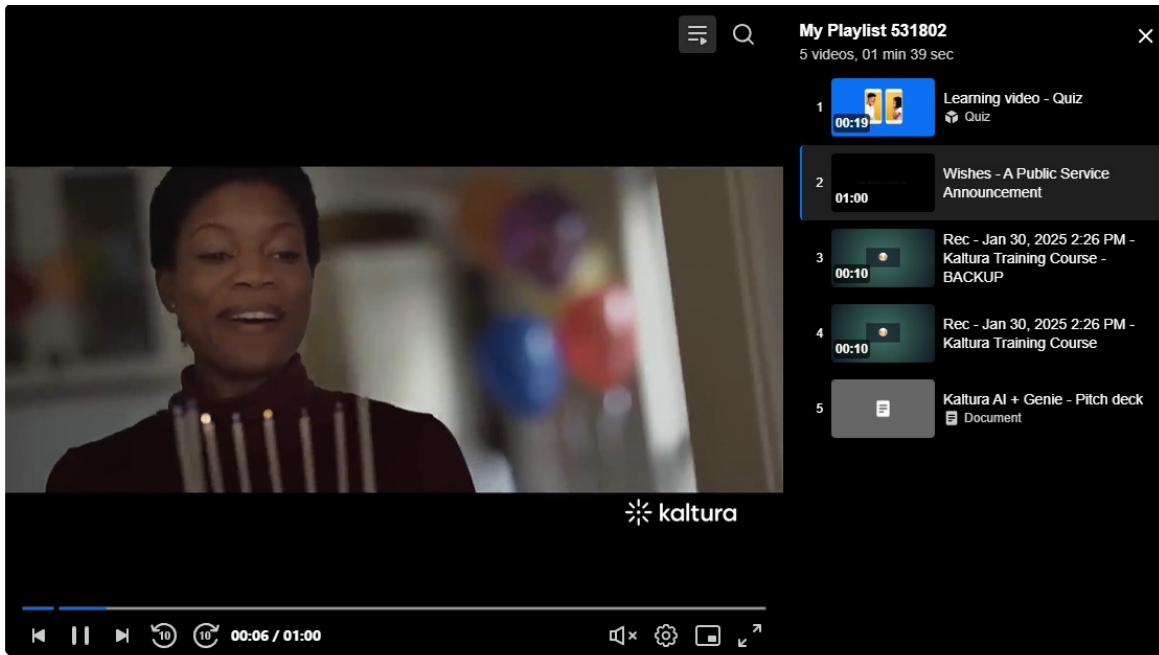
Access the downloads settings

1. Navigate to the entry you want to enable and click on it.



The media page displays.

2. Click the **three dots** under the player.



Wishes - A Public Service Announcement

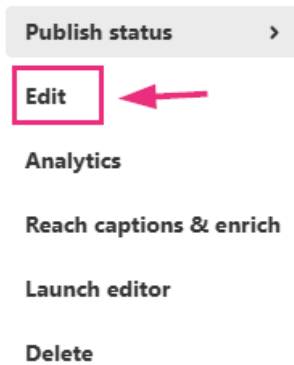
By Customer Training • November 19, 2024 • 7 Plays

👍 0 Embed **...** ←

Related Media

Rec- Sep 12, 2025 10:45 AM - Embed ...
00:05

3. Choose **Edit**.



The edit media page displays.

< Enhancing Corporate Events with Kaltura (Source)

- Details**
- Theme & layout
- Schedule
- Thumbnail
- Privacy
- Assets
- Roles & permissions
- Accessibility





Details

Save

Edit basic details for your media.

Name *

Description

B *i* U    

Tags

Choose department

[Delete media](#)

Enable downloading

1. On the edit media page, click the **Assets** tab.

< Enhancing Corporate Events with Kaltura (Source)

- Details
- Theme & layout
- Schedule
- Thumbnail
- Privacy
- Assets**
- Roles & permissions
- Accessibility




Assets

Manage your media assets including alternative formats, attachments, and download options.

Replace media

Upload a new file to replace the current media

-

 All current flavors will be replaced upon replacement approval. Any time based metadata won't be synced with the new content.

Attachments

Attach downloadable content to the media.

-

Video Asset Files

Download the available video files for this media.

- Source
- Basic/Small - WEB/MBL (H264/400)
- Basic/Small - WEB/MBL (H264/600)
- SD/Small - WEB/MBL (H264/900)
- HD/1080 - WEB (H264/4000)

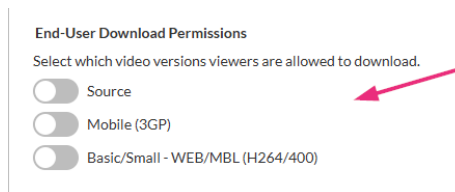
End-User Download Permissions

Select which video versions viewers are allowed to download.

- Source
- Mobile (3GP)
- Basic/Small - WEB/MBL (H264/400)

2. Toggle on one or more of the available formats in which you'd like users to be able

to download (your administrator has already set the formats you can choose from).



3. Click **Save**.

Download media (viewer experience)

After downloads are enabled, viewers can download media from the media page. For instructions, see *Download media*.
