

Enable a default ratio in the player

Last Modified on 09/06/2025 12:54 pm IDT

 This article is designated for administrators.

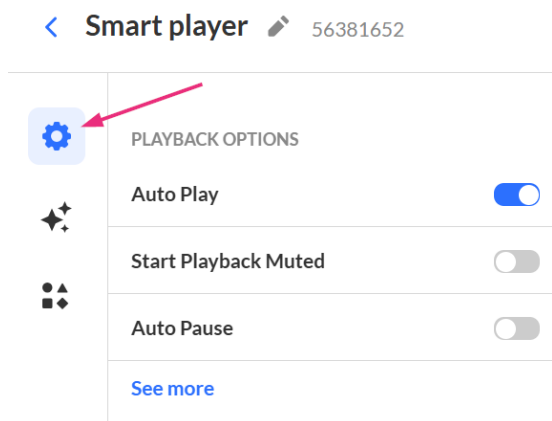
About

Set the default ratio (width and height) of the player. The values that are set will be used in player embed codes that are generated by embedding tools such as the KMC share & embed tool, and the player share & embed plugin.

Set default player ratio


VOD **AUDIO** **REELS**


1. In the KMC, open your player, then go to the settings tab (look for the **gear icon**).




2. Scroll down to the **General** section and find **Default player ratio**.

3. Click the gear icon to open the settings.

Default player ratio 

Width 

Height 

4. Configure the following:

- Insert the preferred width (in pixels)
- Insert the preferred height (in pixels)

5. Click **Save** at the top right of the settings page.
