

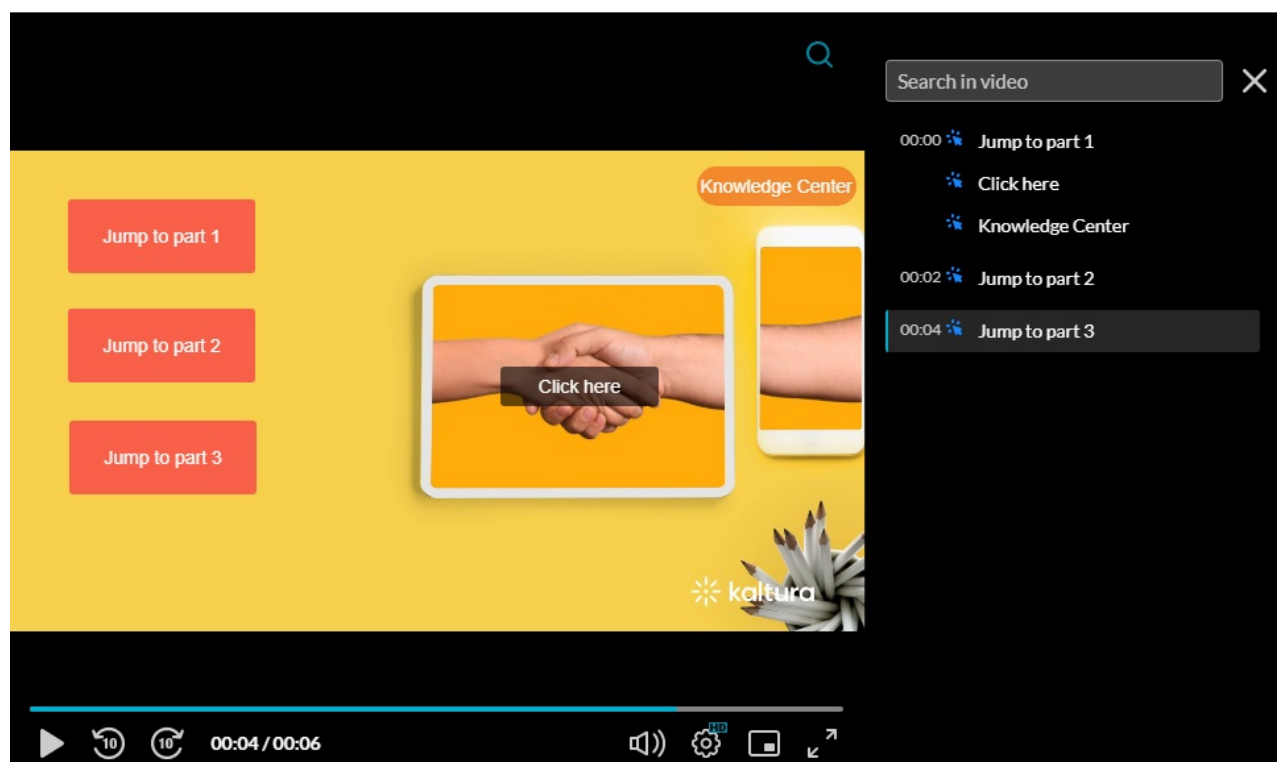
Enable hotspots on videos in the player

Last Modified on 12/01/2025 2:20 pm IST

 This article is designated for administrators.

About


Enable this option to allow hotspot creation on the player.

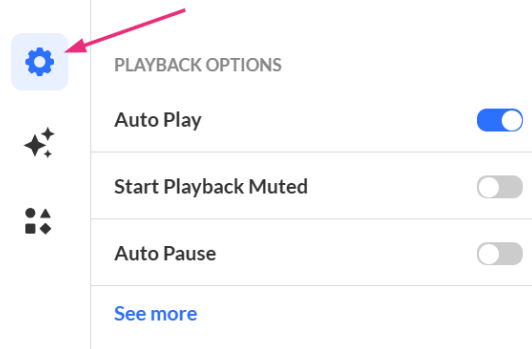


Set hotspots

VOD

1. In the KMC, open your player, then go to the settings tab (look for the **gear icon**).

< Smart player  56381652



PLAYBACK OPTIONS

Auto Play ☒

Start Playback Muted ☐

Auto Pause ☐

[See more](#)

2. Scroll down to the **Capabilities** section and find **Hotspots**.

3. Click the toggle to open the settings.



Hotspots ☒

4. Click **Save** at the top right of the settings page.

For the user guide, see [Hotspots](#).