

Enable linking to original video in the player

Last Modified on 01/18/2026 11:26 am IST

 This article is designated for administrators.

About

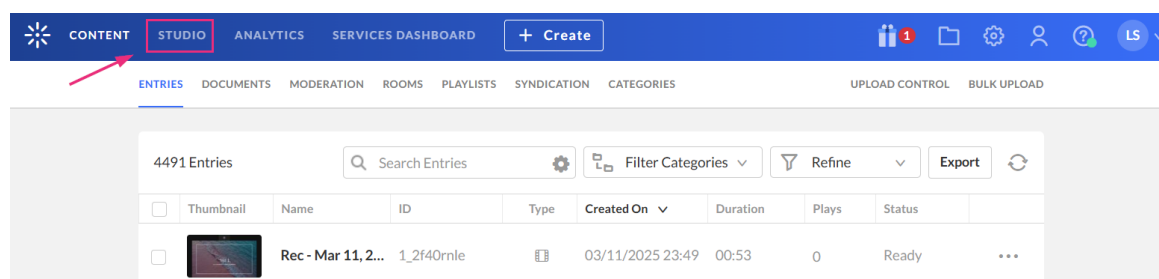
When enabled, this option adds a **Watch full video** button to clips, linking viewers to the original video.



VOD **REELS**

Access the player settings

1. Log in to your KMC and click the **Studio** tab.

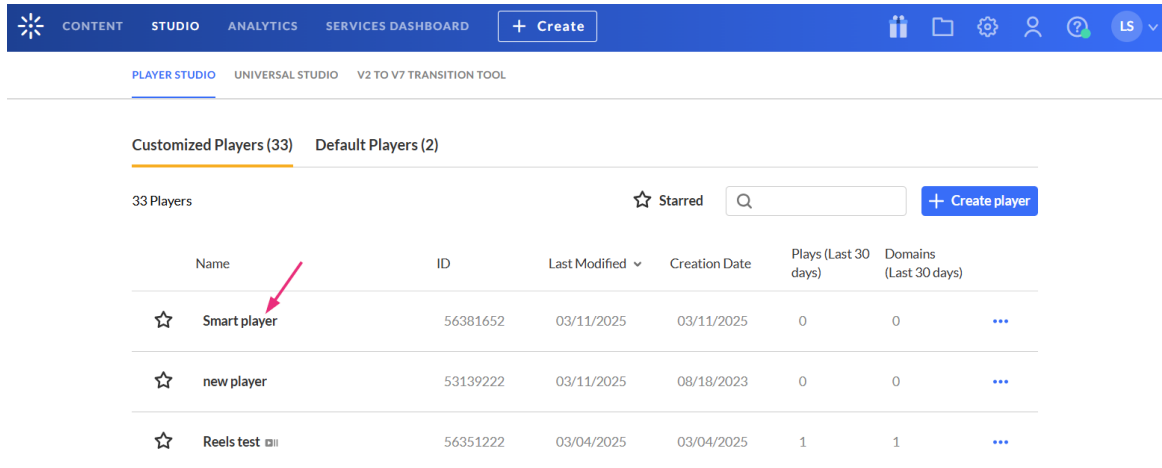


The **Player Studio** page displays.

2. Click the player you want to edit from the list (or use the search bar in the top right).



If you haven't created a player yet, check out our article [Create a player](#) for guidance.



The screenshot shows the Kaltura Player Studio interface. At the top, there's a navigation bar with tabs for CONTENT, STUDIO, ANALYTICS, and SERVICES DASHBOARD, along with a '+ Create' button. Below this, the 'PLAYER STUDIO' tab is active, showing 'Customized Players (33)' and 'Default Players (2)'. A table lists the customized players:

Name	ID	Last Modified	Creation Date	Plays (Last 30 days)	Domains (Last 30 days)	
★ Smart player	56381652	03/11/2025	03/11/2025	0	0	...
★ new player	53139222	03/11/2025	08/18/2023	0	0	...
★ Reels test	56351222	03/04/2025	03/04/2025	1	1	...






The [player settings](#) display.



The screenshot shows the Kaltura Player Settings interface. On the left, there's a sidebar with various settings categories: PLAYBACK OPTIONS, ACCESSIBILITY & LANGUAGE, and NAVIGATION & DISCOVERY. The main area displays a video player with a play button overlay. The video shows a man in a lab coat standing behind a table with various glassware containing colored liquids. A whiteboard in the background has the word 'Strategy' written on it. The video player has a resolution of 1360 x 765 and is labeled 'Demo video'.

Set link to original video

1. Scroll down to the **Capabilities** section and find **Link to original video** and click the toggle to open the settings.

CAPABILITIES	
Captions default display	
Share & Embed	
Info	
Link to original video	
<input checked="" type="checkbox"/> Open in new tab	
Moderation	

2. Configure the following:

- By default, the original entry opens in a new tab; uncheck **Open in new tab** to load it in the same player.

3. Click **Save** at the top right of the settings page.

For the user guide, see [Link to original video](#).