

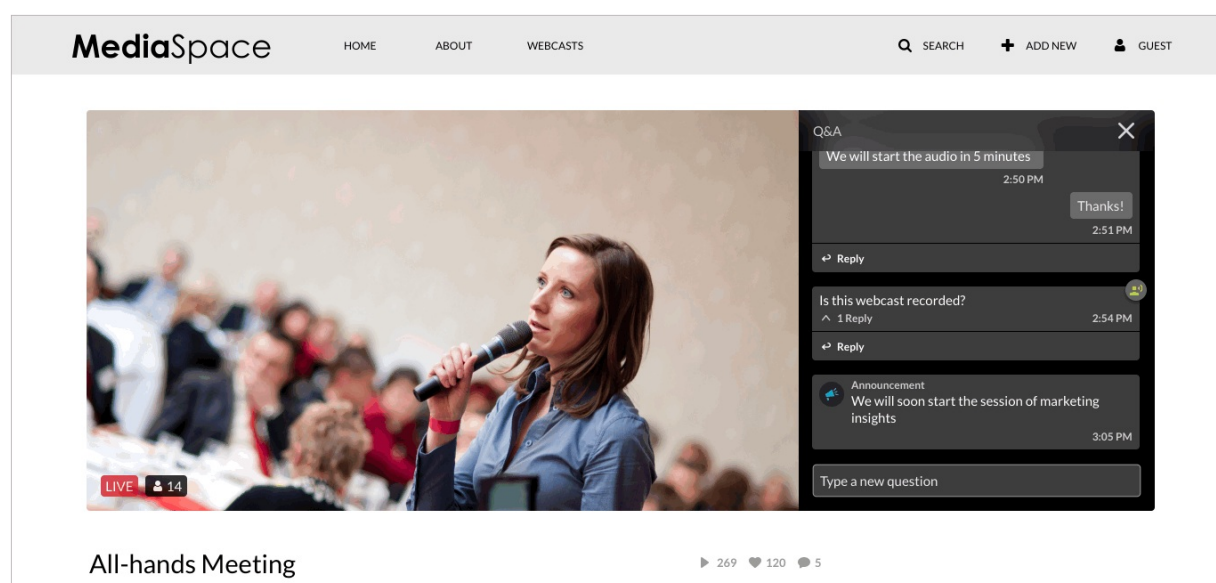
Enable live Q&A in the player

Last Modified on 01/18/2026 3:38 pm IST

 This article is designated for administrators.

About

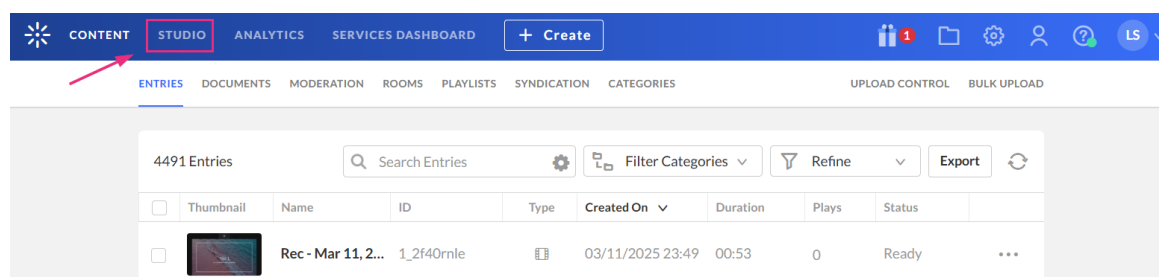
You can enable a Q&A panel on your player so viewers can submit and view questions during live playback.



VOD

Access the player settings

1. Log in to your [KMC](#) and click the **Studio** tab.

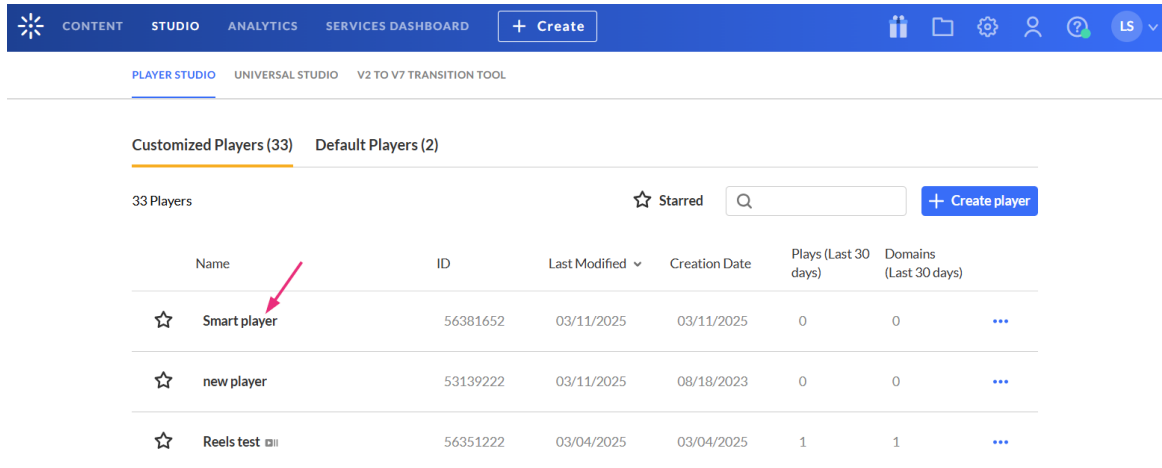


The [Player Studio](#) page displays.

2. Click the player you want to edit from the list (or use the search bar in the top right).



If you haven't created a player yet, check out our article [Create a player](#) for guidance.



The screenshot shows the Kaltura Studio interface. At the top, there's a navigation bar with 'CONTENT', 'STUDIO', 'ANALYTICS', and 'SERVICES DASHBOARD'. Below this, there's a section for 'Customized Players (33)' and 'Default Players (2)'. A table lists the customized players:

Name	ID	Last Modified	Creation Date	Plays (Last 30 days)	Domains (Last 30 days)
Smart player	56381652	03/11/2025	03/11/2025	0	0
new player	53139222	03/11/2025	08/18/2023	0	0
Reels test	56351222	03/04/2025	03/04/2025	1	1

The [player settings](#) display.



The screenshot shows the Kaltura player settings interface. On the left, there's a sidebar with various settings sections: 'PLAYBACK OPTIONS' (Auto Play, Start Playback Muted, Auto Pause, Fallback to Muted Autoplay, Preload), 'ACCESSIBILITY & LANGUAGE' (Localization, Captions default display, Transcript, Extended audio description, Apply user preferences), and 'NAVIGATION & DISCOVERY' (Navigation, Related, Summary & chapters). The main area shows a video player with a play button. The video content shows a man in a lab coat standing behind a table with various glassware and a whiteboard that says 'Strategy'.

Set live Q&A

1. Scroll down to the **Engagement & Interactivity** section, find **Live Q&A** and click the toggle to open the settings.

Live Q&A



Side-panel position

☒ Right

☐ Left

☐ Top

☐ Bottom

Expand side-panel

☒ Alongside

☐ Over

☐ Expand on First Play

2. Configure the following:

- **Position** - Choose the position of the live Q&A - Right, Left, Top, or Bottom.
- **Expand** - Choose whether to expand the live Q&A alongside the video or over the video.
- **Expand on First Play** - Choose whether to expand the live Q&A on the first play of the video.

3. Click **Save** at the top right of the settings page.

For the user guide, see [Live Q&A](#).