

Add Users to Virtual Classrooms

Last Modified on 08/25/2025 7:31 pm IDT

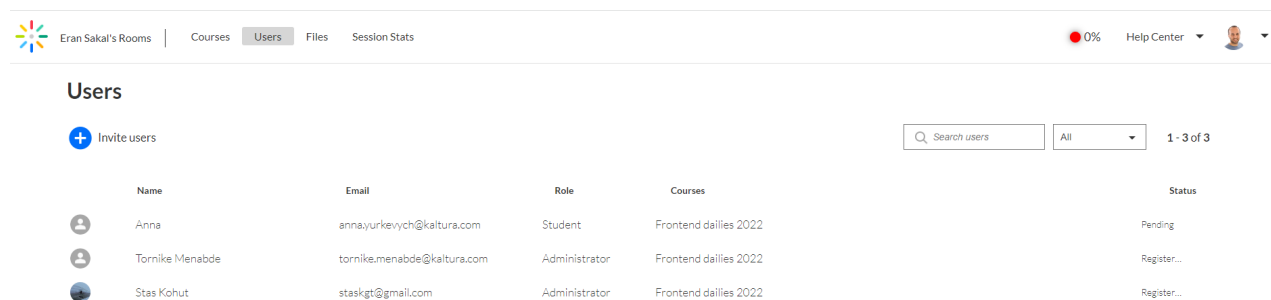
i Legacy notice

This article documents the **legacy KME Room**. For information on the new room, please visit the [new Kaltura Room documentation](#).

This article describes how to add users and enable them to access courses they are registered for directly from their course directory.

Access User Management

Select **Users** in the upper bar of your account when viewing the Course Directory.



The screenshot shows the Kaltura Users management interface. At the top, there is a navigation bar with the Kaltura logo, "Eran Sakal's Rooms", and tabs for "Courses", "Users" (selected), "Files", and "Session Stats". On the right, there is a status indicator showing "0%", a "Help Center" link, and a user profile icon. Below the navigation bar, the "Users" section is displayed. It includes a "+ Invite users" button, a search bar labeled "Search users", a dropdown menu set to "All", and a pagination indicator "1 - 3 of 3". A table lists the users:

Name	Email	Role	Courses	Status
Anna	anna.yurkevych@kaltura.com	Student	Frontend daillies 2022	Pending
Tornike Menabde	tornike.menabde@kaltura.com	Administrator	Frontend daillies 2022	Register...
Stas Kohut	staskgt@gmail.com	Administrator	Frontend daillies 2022	Register...

Invite Users To Your Live Room

1. Within **Users** click **+ Invite Users**.
2. Fill in the *Invite User* pop-up.

Invite user

×


Full Name

Email


Role: Student

Courses


Search courses




Demo room 1
 Instructor Eran Sakal, garry t...



Frontend dailies 2022
 Instructor Yoni Dan Zilberm...



NR2 room
 Instructor Asif test 22, Eran ...



The Cool Designers R...

☒ Invite more users

Invite

Cancel

- **Full name** - Enter the first and last name of the user you want to add.
- **Email** - Enter in their email address.
- **Role** - By default each user is set as a student. To set them as instructor or an admin, click the drop down menu and select **Instructor** or **Admin**.
- **Courses** - If you have already created your courses, then select the courses from the list that the user belongs in. You do not need to do this for *Admins*.

3. Click **Invite**. (Email is sent to the user.)

If the user you have invited has already created a Kaltura account then their name and avatar will automatically update and their status will display as *Registered*.

The status *Pending* refers to users that have not yet created their Kaltura account.

User Roles Explained

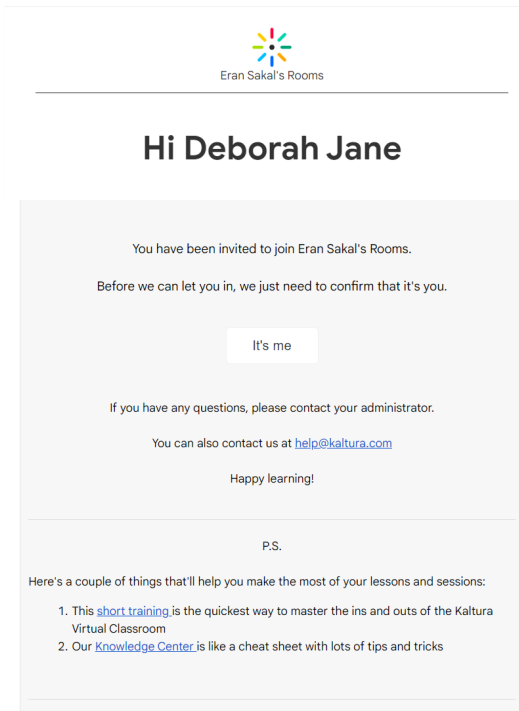
Set the role of each user. Roles define what users can do within your Virtual Classroom.

- **Student** - Students are only able to access the courses they are added to when those courses are active. Students cannot access courses that are not active (do not have plan).
- **Instructor** - Instructors are able to access the courses they are added to whether they are active or not. They can also access the course folders in Virtual Classroom files for the courses they are instructors of. Instructors can create and organize the on-demand course corresponding to each course as well as moderate the virtual classroom.
- **Admin** - Admins can perform the same functions as the account owner. They can create courses, configure course (change name, license, etc), manage users and access Virtual Classroom files. Admins can access any course in the Virtual Classroom regardless if they are added to the course roster. Admins can also manage the company billing by purchasing additional plans.

What Happens When A Person Is Invited?

1. When a person is invited, they will receive an email.
2. They must click **It's Me**.

Students, Users Instructors, Managers or Admins are able to utilize the full scope of their permissions in their courses.




Delete Users

1. Select Users in the upper bar of your account when viewing the Course Directory.
2. Click the name of the user you want to delete.
3. Click Delete.

Deborah Jane
debt...i@gmail.com

Role: Instructor

Courses
× The Cool Designers ...



The Cool Designers Room
Instructor *Eran Sakal*

☒

Delete

Save

Cancel