

Embed Kaltura Rooms in Canvas

Last Modified on 09/02/2025 2:57 pm IDT

 This article is designated for faculty members.

About

You can embed Kaltura Rooms directly into LMS content using the BSE (Browse, Search, and Embed) tool in Kaltura's LMS Video integrations. This lets instructors easily add live sessions to course content and gives students a seamless way to join.

The same room can be reused across multiple courses or entry points, like **Media Gallery**, **My Media**, or when added directly to a course page, so students can all join the same session, no matter where they access it.



This feature is available only for LMS Video integrations using the Theming design system (BSE V3) .

Before you start

To support Kaltura Rooms in BSE, the following must be enabled by your administrator:

- **Kaltura Rooms** available on the LMS Video instance
- **Theming module** with the **browseandembed** feature set to 'Yes'
- **MeetingEntry module** with the **EmbedInBSE** toggle turned on

If any of these are disabled, the configuration can't be saved and the feature won't be available.

For more information, see **Enable Kaltura Room Embed in BSE - Admin guide**.

Access the embed media tool

You can embed a Kaltura Room from any content area that includes the rich text editor, such as Announcements and Assignments.

1. Navigate to the area where you want to embed media.
2. Create a new post or page.
The rich-text editor opens.
3. Enter your text, then click the **Embed Kaltura Media** icon.

Front Page

Edit View Insert Format Tools Table

12pt Paragraph B I U A [color picker] [background color picker] T² [link icon] [image icon] [video icon] [audio icon] [text icon] [bulleted list icon] [numbered list icon] [indent icon] [outdent icon] [undo icon] [redo icon] [table icon] [math icon] [code icon]

Welcome students!

I am so very excited to be teaching this course, it is one of my favorite topics and I often see a tremendous amount of growth in my students during even one term!

To get us started, I recorded this brief welcome message, I am looking forward to meeting all of you!

Enjoy!

Professor Ferris

p
57 words

Options Users allowed to edit this page
Only teachers
☐ Add to student to-do

☐ Notify users that this content has changed
Cancel Save

The embed window opens.

Embed a room

















In the embed window, use the search and filters to locate Kaltura Rooms.

Click **Embed** on a room entry to insert the room 'card' into your content. (Read more about [room cards below](#).)

Embed Kaltura media

My Media Media Gallery Shared Repository

Search [gear icon] Filters
Upload Express capture YouTube

Name	Type	Created at	Tags		
 Mastering digital marketing strategies: From content creation to lead conversion	Room	June 1, 2025	Marketing		Embed
 From content creation to lead conversion	Room	June 1, 2025	Marketing		Embed
 11:38 Enterprise customer tell their story	VOD	May 9, 2025	Enterprise Tag +2	 	Embed
 23:05 Technology trends: shaping the future enterprise	Audio	April 24, 2025	Trends Tech +1	 	Embed
 06:38 Navigating cybersecurity challenges: strategies for enterprises in a hyperconnected world	Quiz	January 10, 2025	Cyber Strategy	 	Embed
 02:38 Corporate marketing: key objectives	VOD	January 3, 2025		 	Embed



If a room appears greyed out in the embed window, it usually means it's a legacy room. Only the [Kaltura Room](#) can be embedded through BSE. Contact your administrator if you're unsure which rooms are enabled for embedding.

Once you have embedded the room, the card shows the session title, description, thumbnail, and a 'Join now' button.

Front Page

Welcome students!

I am so very excited to be teaching this course, it is one of my favorite topics and I often see a tremendous amount of growth in my students during even one term!

To get us started, I recorded this brief welcome message, I am looking forward to meeting all of you!

Enjoy!

Professor Ferris

June 1 11:30 AM - 12:00 AM EST


Mastering digital marketing strategies: From content creation to lead conversion



Alexander Reed
Brand Manager, Kaltura



Ella Gartner
EVP Product, Kaltura



 **Join now**

Room card details

June 1 11:30 AM - 12:00 AM EST

Mastering digital marketing strategies: From content creation to lead conversion

Explore the art of lifelong learning and unlock your potential for continuous growth and success. This session dives into practical strategies, proven techniques, and effective habits to develop ... [Read More](#)



Alexander Reed
Brand Manager, Kaltura




Ella Gartner
EVP Product, Kaltura



Marcus Williams
Product manager, Kaltura

+2



 **Join now**

The embedded card displays key session information in a compact, visual layout. It includes:

- Date and time of the session (if scheduled)
- Session title
- Short session description, with a 'Read more' link that opens the entire text
- 'Join now' button - always visible for teachers and co-editors; for students, it's shown based on session timing
- Speaker information (if enabled) - up to three speakers shown with a

plus (+) indicator if there are more

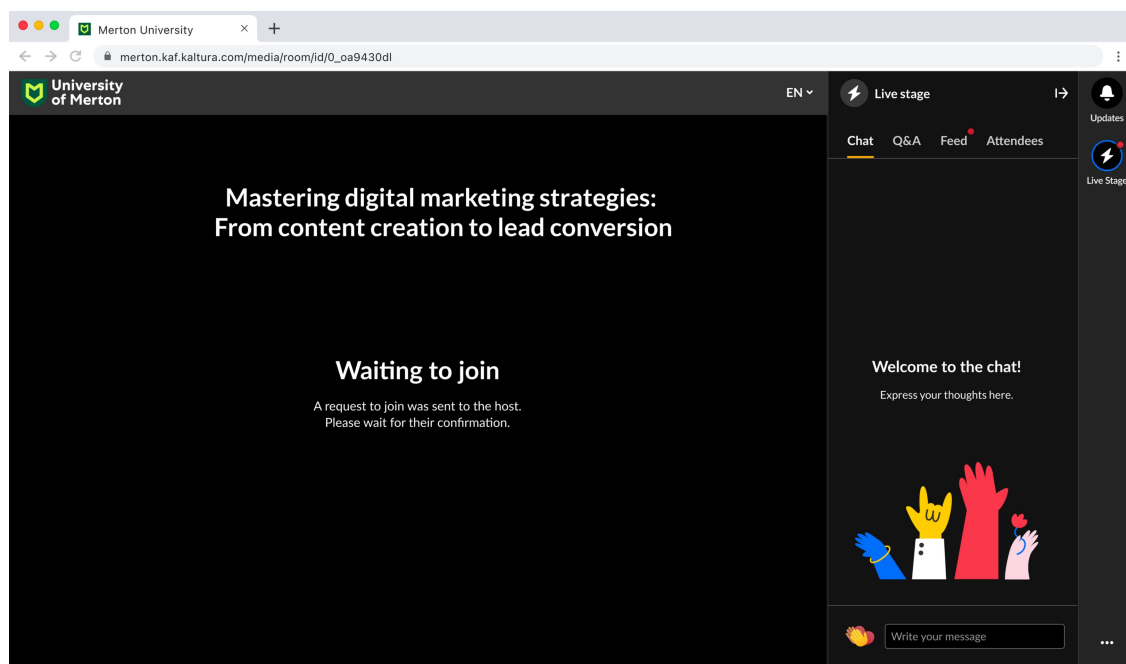
- Thumbnail image on the right (if enabled)

The card adjusts its appearance depending on the session status ('Live' or 'Out of Schedule').

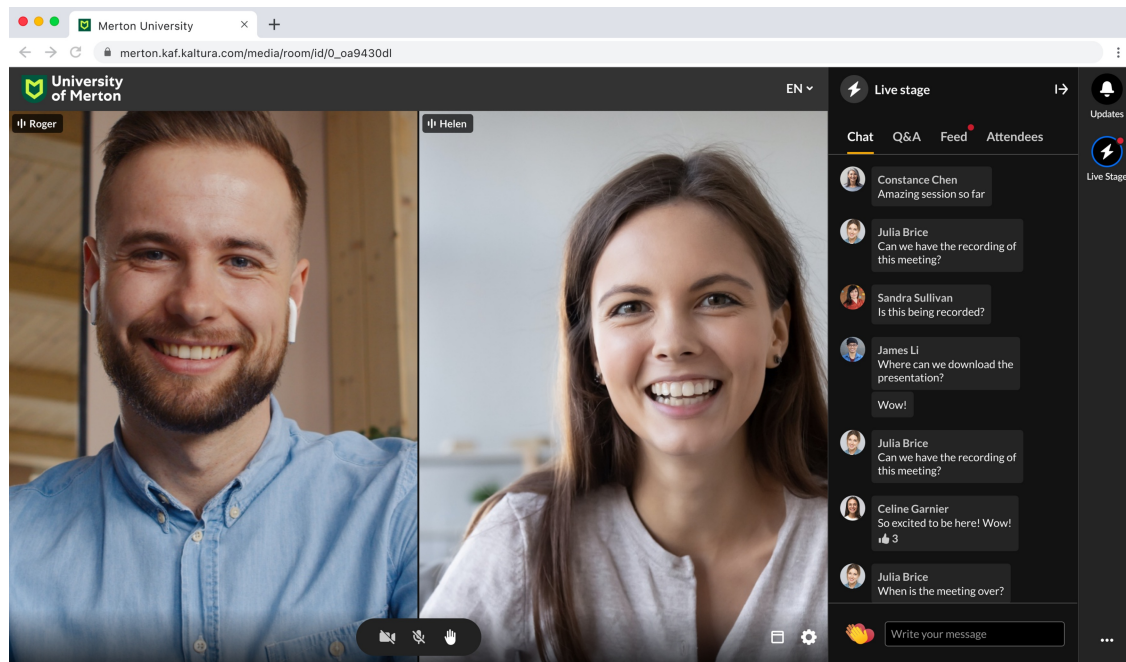
What students see

When a student clicks **Join now**, the session opens in a new tab. They're authenticated through the LMS and depending on how your Room is configured, they might:

- Land in the waiting room first



- Be taken straight into the live session in the Kaltura Room in a focused view that includes the Chat and Collaboration panel on the right.



- Be prompted with “Access denied” if they're not entering through the LMS.



Access denied to session

To enter the session, enter the course in the LMS and click the "Join now" button to launch the session.

Access is role-based, using existing Kaltura permissions. Unauthorized users will also see an error message.