

# Playlist details page in Video Portal - Theming

Last Modified on 01/07/2026 5:02 pm IST

 This article is designated for all users.

## About

The playlist details page lets you view and interact with a playlist using the Theming experience.

The page shows key playlist information, actions such as Play all and Share, and a list of media entries. The Theming version keeps the same functionality as the legacy playlist details page, with an updated layout and improved consistency across the platform.



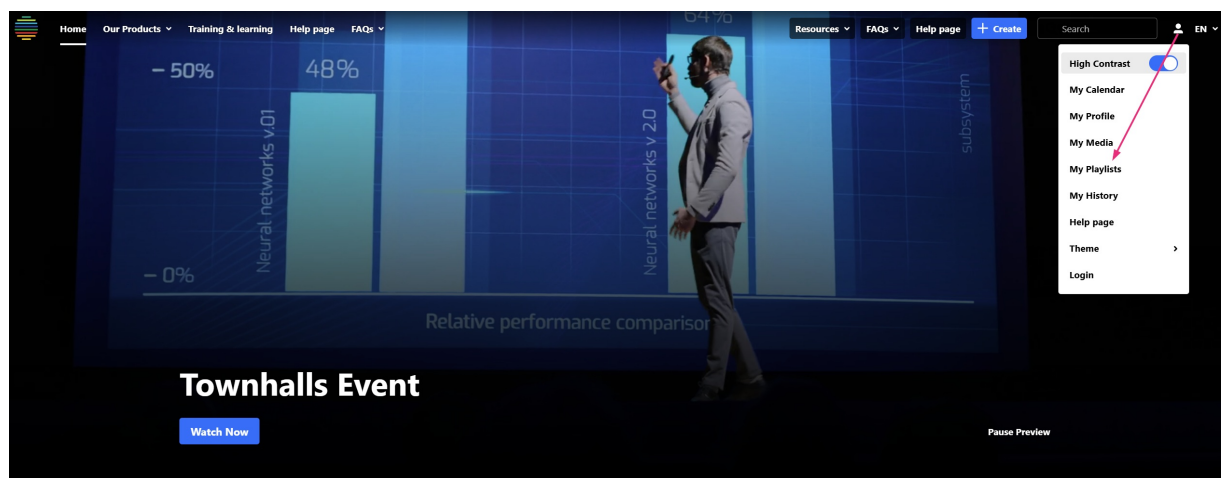
For non-Theming users, please see our article [Playlist details page](#).

## Access the Playlist details page



If you can't access the playlist details page, ask your administrator to give you the required permission.

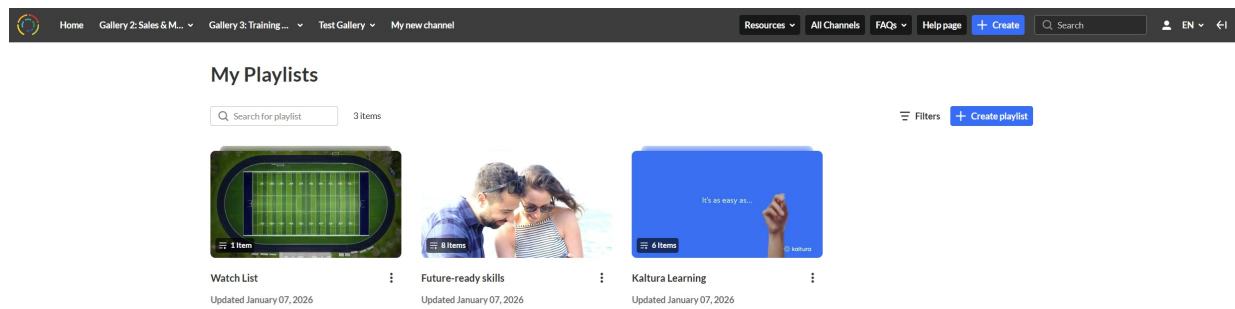
1. From the user menu, choose **My Playlists**.



### Most popular videos

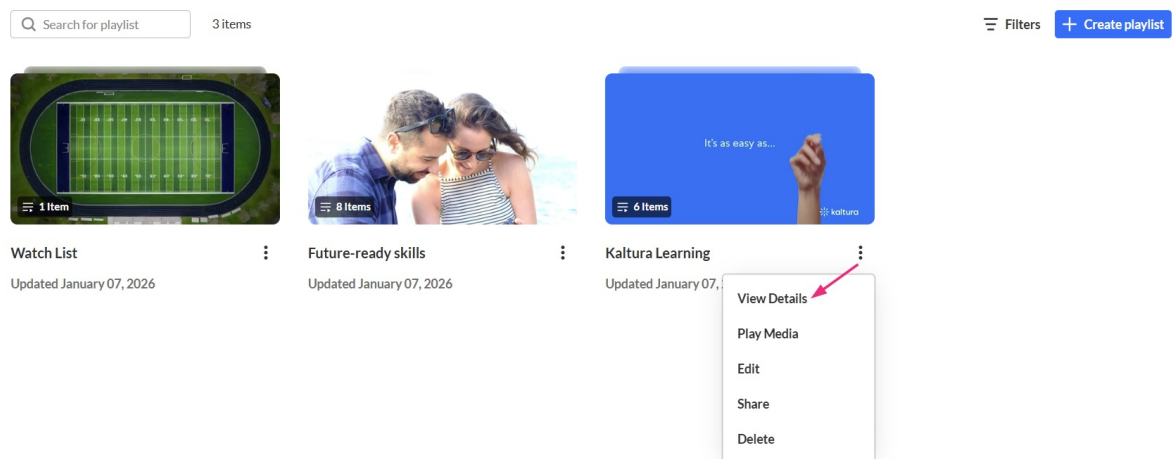


The 'My Playlists' page displays.

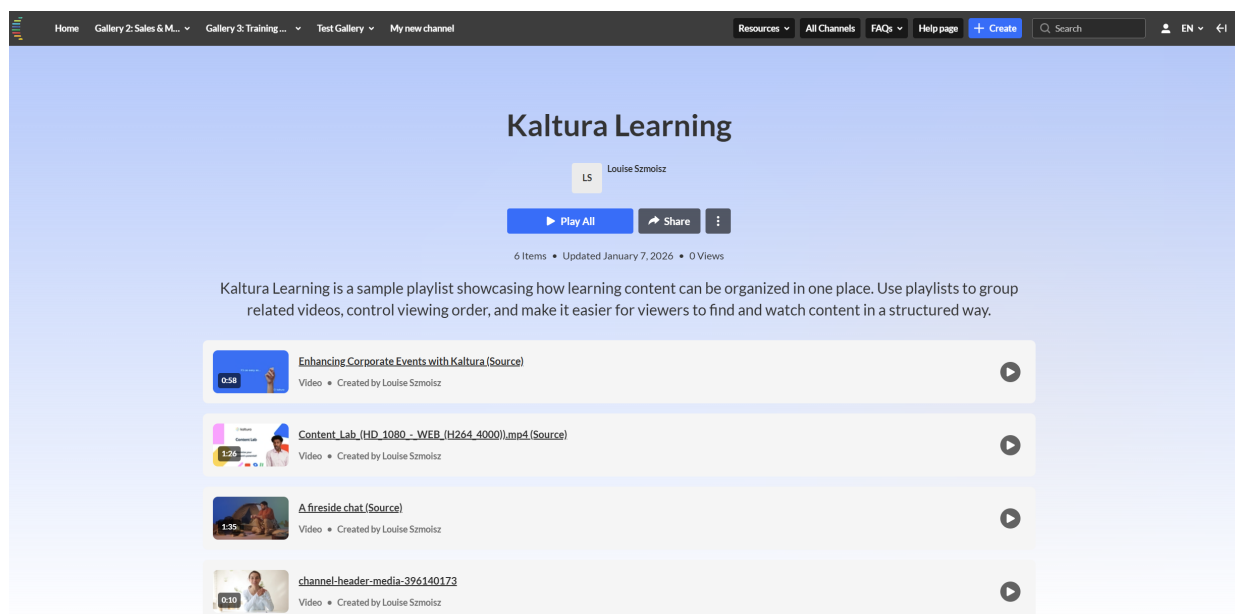


- On the **My Playlists** page, locate the desired playlist, click the **three-dot menu** and select **View details**.

## My Playlists



The playlist details page displays.



## Key features

The playlist details page includes the following elements:

### Header

- A gradient background based on the first media entry in the playlist
- Playlist name
- Playlist owner information, including name, role, and profile image or initials
- Playlist actions:
  - **Play all** – Opens the playlist playback page and plays all media items (this button is hidden if the playlist is empty for the user)
  - **Share** – Opens the Share options
  - **More actions (three dots)** – Available only to the playlist owner or collaborators:
    - Edit playlist – Opens the edit playlist details page
    - Delete – Deletes the playlist

### Playlist metadata

- Number of items
- Last updated date
- View count (if available)

### Description

A rich text description of the playlist (if configured)

### Media list

- Displays all media items in the playlist (up to 500 items)
- Items appear in the order defined by the playlist owner (manual playlists are not sorted automatically)
- Each media entry includes:
  - Thumbnail
  - Media title (clickable)
  - Creator name (shown or hidden based on platform configuration)
  - Play icon on the right

Clicking the play icon or media title opens the playlist playback page and starts playback from the selected item



Note that the **Watch List** behaves slightly differently:

- The user information is not shown in the header
- The Delete option is not shown in the actions menu
- No description is displayed