

Introduction to Class Genie for Brightspace

Last Modified on 08/04/2025 10:13 am IDT

 This article is designated for all users.

About

Class Genie is an intelligent, AI-driven knowledge tool designed to help users quickly find relevant, accurate information from their organization's verified content. By simply asking a question, Genie provides structured responses in an intuitive flashcard format, including key takeaways, video clips, and follow-up suggestions to enhance learning and productivity.

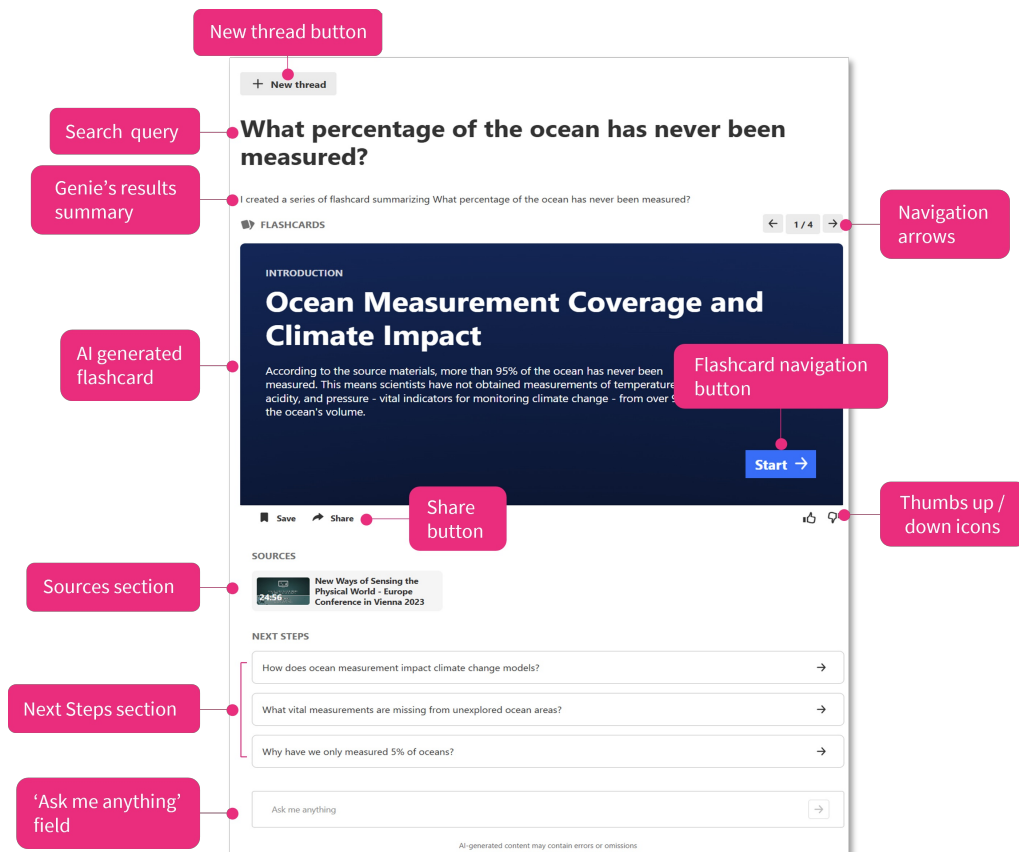
Why use Genie?

- **Instant access to knowledge** – No more searching through endless documents; Genie delivers quick, structured responses in seconds.
- **Context-aware AI** – Answers are drawn only from trusted sources within your organization.
- **Interactive learning** – Engage with responses through video flashcards, related resources, and follow-up questions.
- **Enterprise security & compliance** – All data remains secure within your institution's systems.

Whether you are an end-user looking for quick answers or an admin managing Genie's setup and analytics, Class Genie helps streamline knowledge retrieval, making information more accessible and actionable.

Results interface

Genie delivers results in an easy-to-navigate interface. Your question appears at the top, followed by AI-generated flashcards that present key takeaways, video clips, slide thumbnails, and related resources.



Key features

- **New Thread button** – Click to start a new search from scratch.
- **Search query** – See your typed question displayed prominently at the top.
- **Genie's results summary** – View a brief explanation of how Genie interpreted your question and generated the answer.
- **Navigation arrows** – Move between multiple flashcards if the answer spans more than one.
- **AI-generated flashcard** – View answers in the form of flashcards. Flashcards may include clips from recorded lectures, course videos, or presentation slides, depending on your institution's setup.
- **Flashcard navigation button** – Click 'Start' to navigate to the next flashcard in the response set.
- **Share button** – Copy a link to the specific Genie response to share with others.
- **Thumbs up / down icons** – Rate Genie's response to improve accuracy.
- **Sources section** – See the video clips, documents, and image references Genie used to generate the response. This includes videos where on-screen text was detected using OCR.
- **Next Steps section** – Get suggested follow-up questions.
- **'Ask Me Anything' field** – Refine your search or ask additional questions.

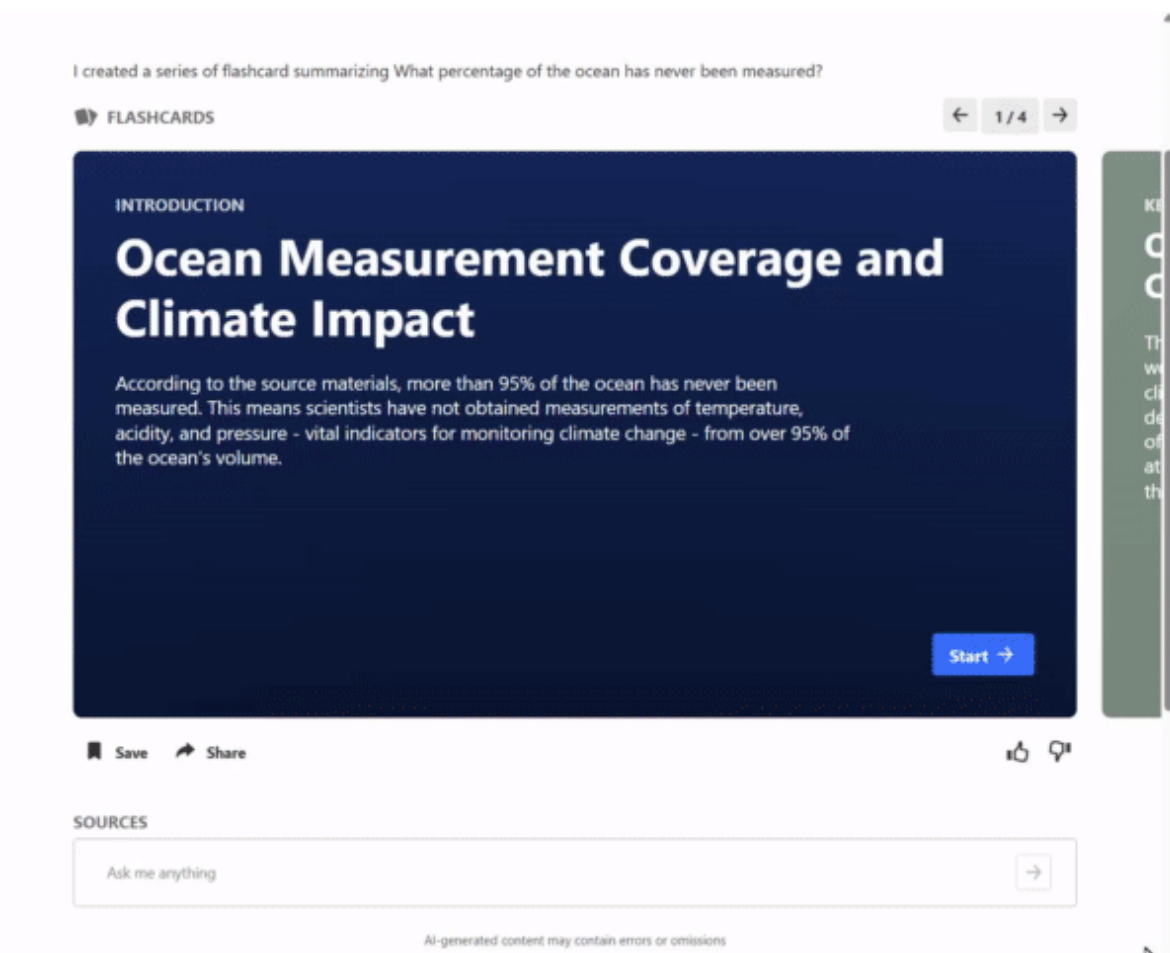
How Genie works

Using Genie is easy - just type a question into the **Ask Anything** field, and it instantly searches your indexed content to generate structured responses. Results appear as interactive flashcards with key takeaways, video clips, and follow-up suggestions to help you dive deeper.

Genie only pulls from content it has access to, including course materials hosted in your LMS, ensuring all responses are accurate, relevant, and aligned with your institution's knowledge base. It also respects user entitlements, so the same question may yield different results for different users based on their access permissions.

Its AI continuously improves based on user interactions and feedback, making responses smarter over time.

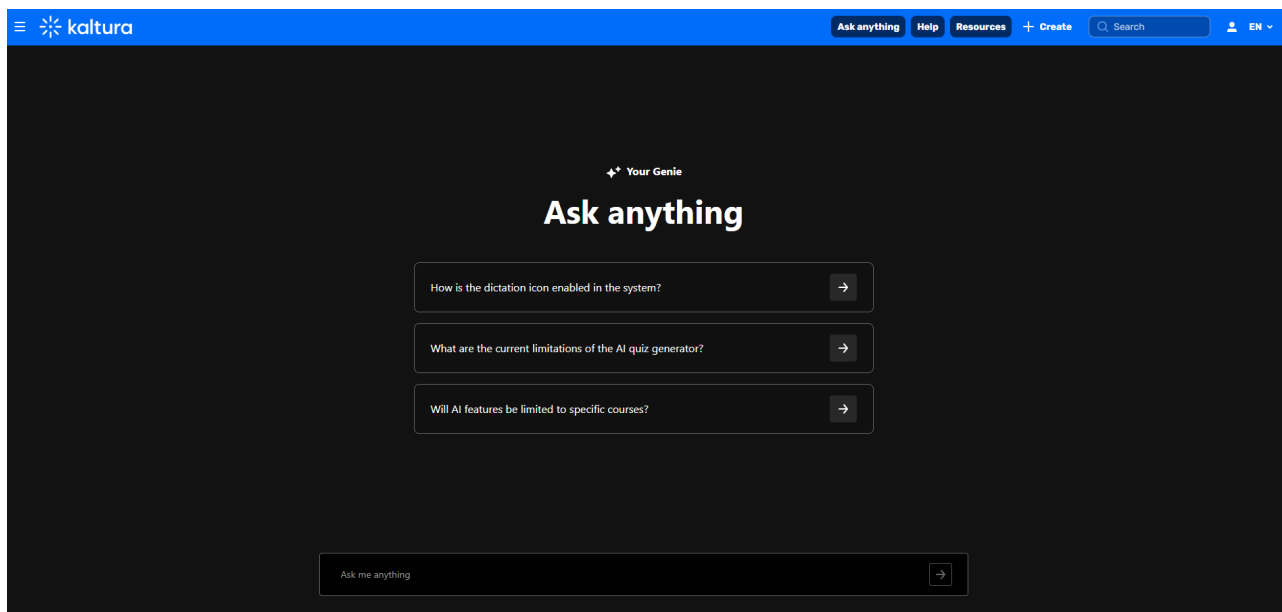
For a detailed guide, check out [Class Genie - User guide](#).



Security and data privacy

Kaltura ensures that Genie operates within a secure, closed-circuit environment, meaning:

- **No external AI training** – Genie never learns from or shares your organization's data externally.
- **Role-based permissions** – Users only receive results from content they have access to.
- **Enterprise-grade security** – Genie complies with strict security standards, including ISO 27001, SOC 2 Type II, and GDPR.
- **Data encryption** – All interactions are protected through industry-leading encryption protocols.



How Genie is set up

Genie is configured at the organizational level and is set up by your Kaltura representative. Administrators work with Kaltura to define content access, permissions, and any integrations with internal systems, such as Learning Management Systems (LMS).

Once set up, end-users can access Genie directly through your LMS or other integrated platforms. Admins can monitor usage and review analytics to understand search trends and user engagement, helping to ensure Genie provides the most relevant responses.

For a detailed guide, check out [Class Genie - Admin guide](#).