

# Share and embed playlists in Content Hubs

Last Modified on 04/11/2026 1:59 pm IDT

 This article is designated for all users.

## About

From the [My Playlists page](#), you can share any playlist using the built-in share feature. This lets you copy a direct link, post to social media, or embed the playlist, depending on your site settings.

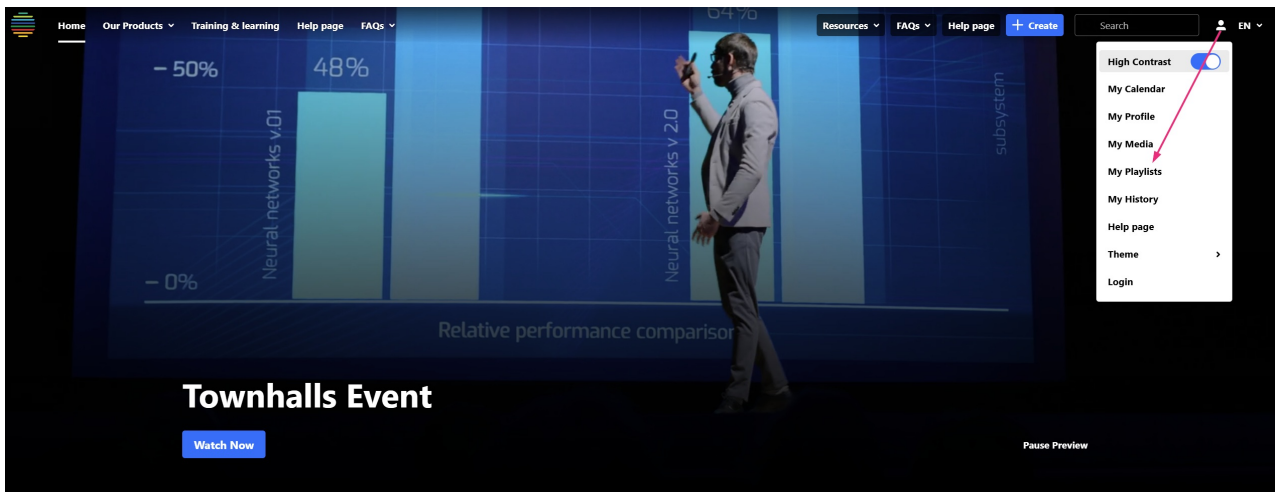


- If you cannot share and embed playlists, ask your administrator to give you the required permission.
- Embedding playlists is only available when the [Embedplaylist module](#) is enabled.

## Access the My Playlists page

From the user menu in your Content Hub, select **My Playlists**.

 If you don't see this menu option, contact your administrator.



### Most popular videos

[See All](#)

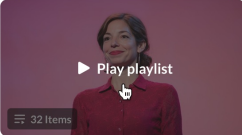


The 'My Playlists' page displays.

## My Playlists


8 Items

 Filters [+ Create playlist](#)




**Watch later** ⋮

Update May 9, 2025




**Top generative AI tools** ⋮

Update April 6, 2025




**Learning strategies** ⋮

Update January 3, 2025




**Introduction to generative AI: U...** ⋮

Update January 3, 2025




**New employee on-boarding** ⋮

Update April 9, 2024



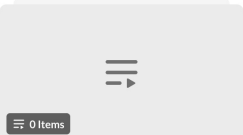
**Equality in Workplace** ⋮

Update September 14, 2024



**Future-ready skills** ⋮

Update September 29, 2024



**Public speaking & communicatio...** ⋮


Update May 9, 2025

## Share a playlist

1. On the **My Playlists** page, find the playlist you want to share.
2. Click the **three-dot menu**, then select **Share**.


## My Playlists

4 items



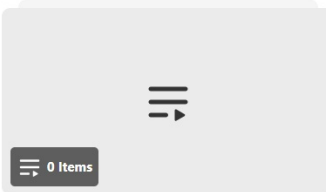
**Watch List** ⋮

Updated July 30, 2025



**Tech Trends Driving Business Inno...** ⋮

Updated July 30, 2025



**My new playlist** ⋮

Updated July 03, 2025

- View Details
- Play Media
- Edit
- Share**
- Delete

The 'Share' window opens with multiple options.

×

**Share**


      

**Link to playlist page**

[https://15932.nvq2.mediaspace.kaltura.com/playlist/dedicated/0\\_509iuwv](https://15932.nvq2.mediaspace.kaltura.com/playlist/dedicated/0_509iuwv)  **Copy**

### 3. From here you can:

- Click **Copy** to copy a direct link to the playlist page
- Click one of social media or messaging platform to share the playlist that way
- Click the email icon to open your email client with the link pre-filled
- If embedding is enabled, click the **embed icon** to open a separate window with the embed code (see instructions below)


 The **Watch List** playlist cannot be shared or embedded.

## Embed a playlist

1. Click the **embed icon**.

×

**Share**

       **Embed**

**Link to playlist page**

[https://15932.nvq2.mediaspace.kaltura.com/playlist/dedicated/0\\_509iuwv](https://15932.nvq2.mediaspace.kaltura.com/playlist/dedicated/0_509iuwv)  **Copy**

The embed window opens.

## Embed

**Embed code**

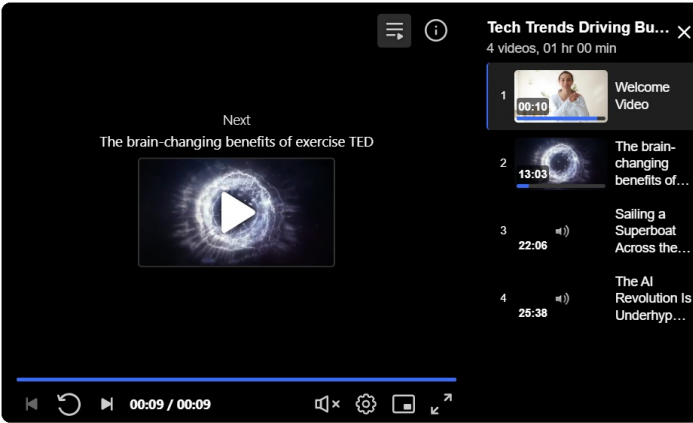
```
<iframe  
src="https://api.nvq2.ovp.kaltura.com/p/15932/e  
mbedPlaykitJs/uiconf_id/23831962?  
iframeembed=true&playlist_id=0_509iuwvx&confi
```

**Choose player**

Playlist Player

**Max embed size**

400x620



Close [Copy embed](#)

The embed window allows you to:

- Play the playlist directly in the preview window to see how it will appear
- Copy the embed code for use on another site
- Choose a player from the dropdown
- Set the max embed size from the available layout options
- These settings help control how the embedded playlist looks and functions on the destination page.

2. When ready, click **Copy embed** to grab the full code, and then click **Close**.