

Backstage during interludes in Kaltura Rooms in Moodle

Last Modified on 05/12/2025 10:02 am IDT

 This article is designated for moderators and hosts

About

This feature lets moderators have private discussions or prepare for sessions during interludes away from the view of attendees. When an interlude begins, moderators move into 'backstage' mode, while attendees remain in interlude view, keeping discussions confidential until ready to share with the audience.

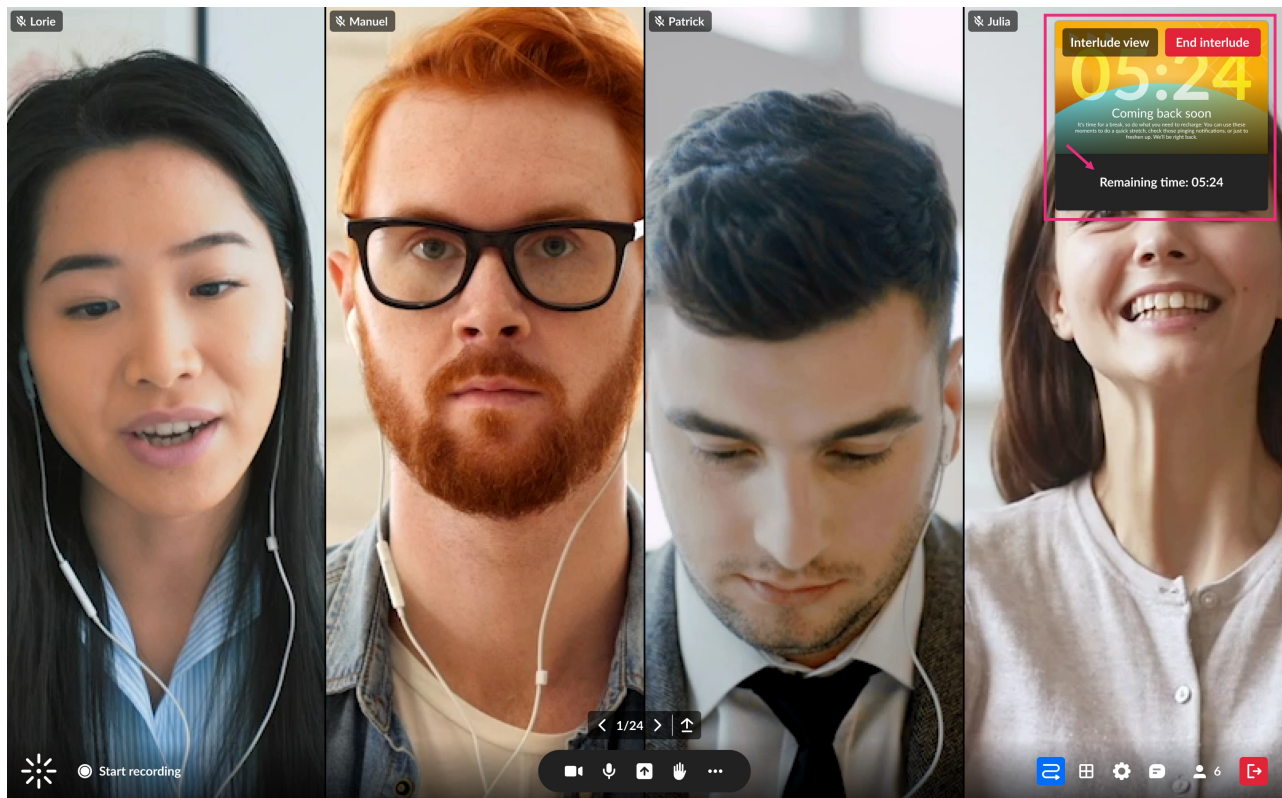
If you're not already familiar with Kaltura's Interludes feature, check out our article [Interludes](#).

How does it work?

Moderators

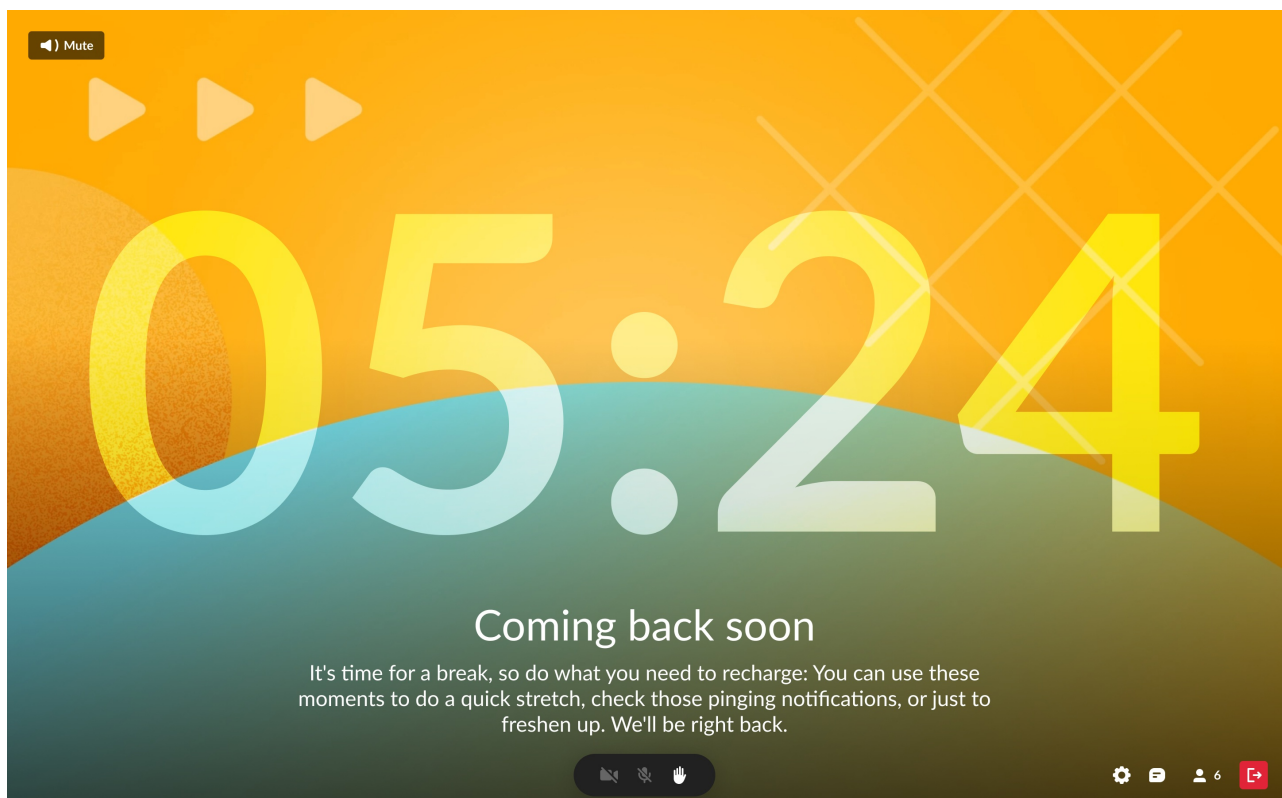
When an interlude begins, all hosts and moderators are automatically added to the backstage area. If they were 'live' on stage, they remain 'live' backstage.

While in backstage mode, moderators can see each other and communicate privately, unseen by the audience. There's also a set of functions including a timer at the top right of the screen, which helps keep track of the remaining time for the break.



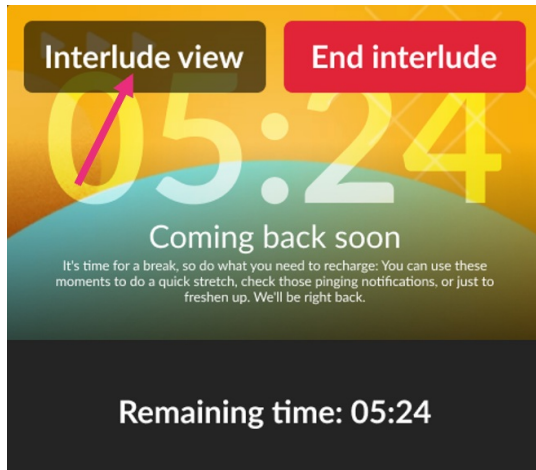
Viewers

During the interlude, viewers see the interlude screen with a timer, as shown in the example below. Device activation buttons on the bottom bar are disabled to prevent viewers from enabling devices or going live.

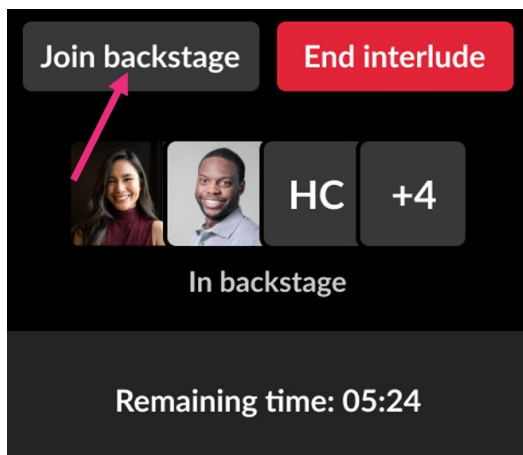


Options and interactions

At the top right of the screen, you'll find two buttons: one switches between **Interlude view** and **Join Backstage**, depending on your current state, while the other is for ending the interlude. If a moderator prefers not to participate in backstage discussions, they can click **Interlude View** to leave backstage mode. They will then observe what viewers see.



When moving from backstage to interlude mode, moderators' devices are automatically muted. They can see who is backstage and easily rejoin the discussion backstage by clicking **Join backstage**.



Moderators can click **End Interlude** at any time to end the break and begin the next session.

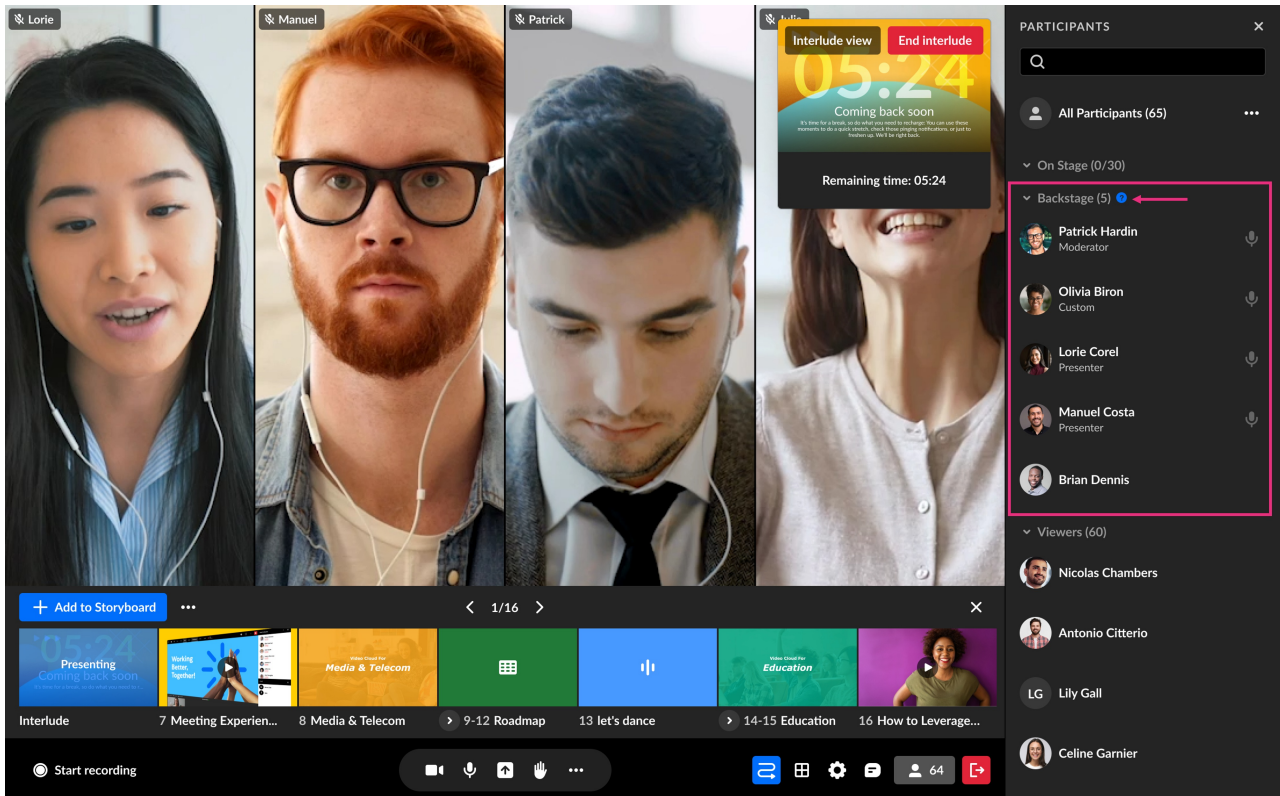
Participant management

Moderators can perform various actions like managing participants and accessing chat, whether they're backstage or not. To keep track of everyone, we've added a new section in the Participants list called **Backstage**, listing all users currently in the backstage area. Users in interlude mode appear in either the **Viewers** or **On Stage**

section, depending on their status. Moderators have the ability to remove users from On Stage if needed.



Users who were in the main room (as viewers) but moved to the backstage will still be listed in the viewer section of the list.



The screenshot displays the Kaltura video player interface during a live session. The main video area shows a grid of participants: Lorie, Manuel, Patrick, and a woman. A timer overlay indicates 'Interlude view' with a remaining time of 05:24. Below the video grid is a storyboard with thumbnails for various segments, including 'Interlude', 'Meeting Experien...', 'Media & Telecom', '9-12 Roadmap', 'let's dance', 'Education', and 'How to Leverage...'. On the right side, the 'PARTICIPANTS' panel shows a list of 65 participants. The 'On Stage (0/30)' section is empty, while the 'Backstage (5)' section is highlighted with a red box and contains five participants: Patrick Hardin (Moderator), Olivia Biron (Custom), Lorie Corel (Presenter), Manuel Costa (Presenter), and Brian Dennis. The 'Viewers (60)' section lists other participants like Nicolas Chambers, Antonio Citterio, LG Lily Gall, and Celine Garnier. The bottom of the interface includes a 'Start recording' button and various control icons.