

Send technical feedback during a Kaltura Room session in Brightspace


Last Modified on 05/11/2025 7:09 pm IDT

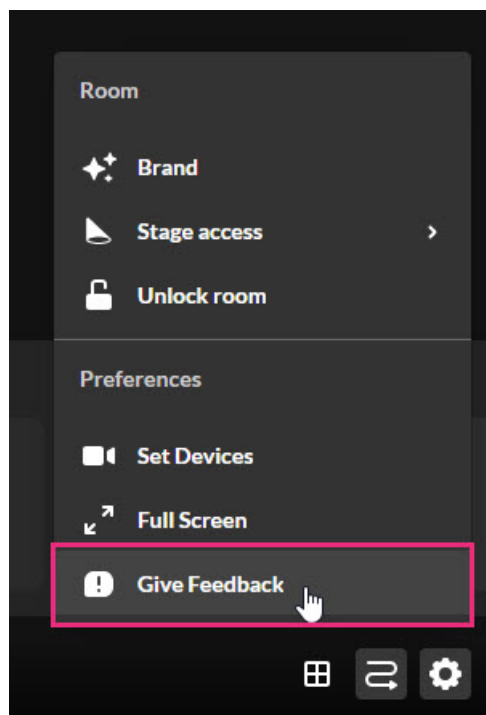
 This article is designated for all users.

About

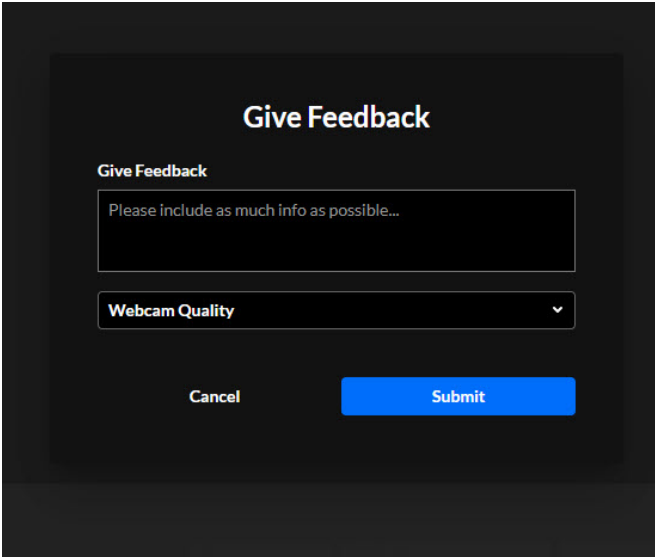
Want to send feedback? Report an issue you're experiencing? You can easily give feedback on webcam and microphone quality and content playback during a session. That feedback, along with a support log, will be submitted to technical support on your behalf.

Send feedback or report an issue

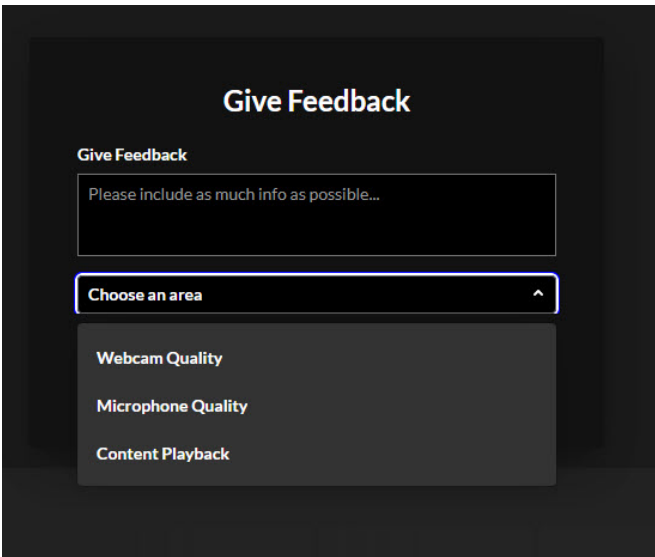
1. Click the settings icon  on the bottom right of the screen.
2. Select **Give feedback** from the settings menu.



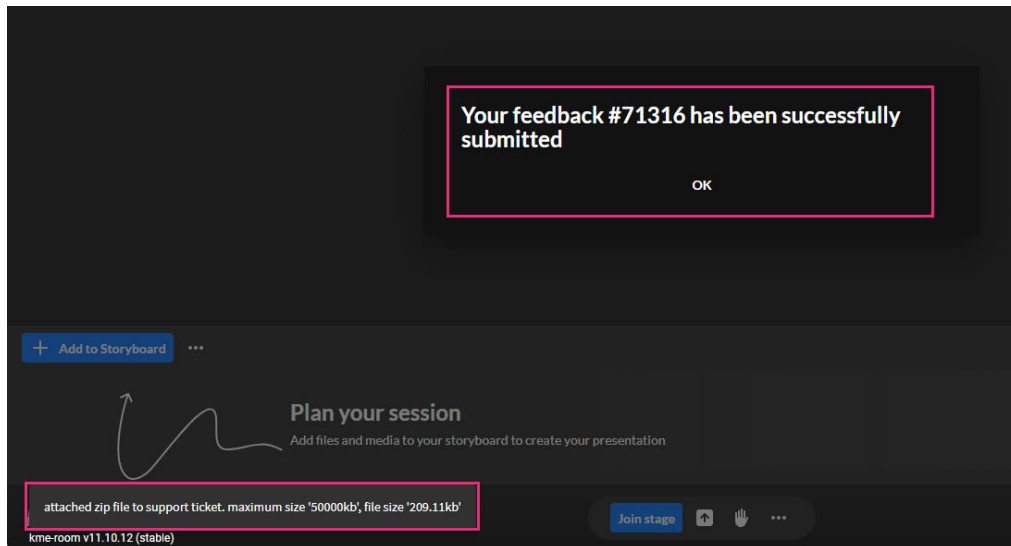
The Give Feedback screen displays.



3. Type your feedback in the Give Feedback field.
4. Select what this feedback pertains to. You can choose from webcam quality, microphone quality or content playback.



5. Click the **Submit** button. You receive confirmation that your feedback was successfully submitted and that a support log was attached to the support ticket.



6. Click **OK** to close the pop-up.