

Join the stage in a Kaltura Room in Canvas

Last Modified on 03/17/2026 3:56 pm IST

 This article is designated for all users.

About

In some Kaltura Room sessions, you may have the opportunity to join the stage and appear on camera.

What you can do depends on how your host or moderator set up the session - but don't worry, the system will guide you with the right options when the time comes.



Whether you're on desktop or mobile, the experience is the same. You can join the stage, set up your mic and camera, and interact just like everyone else.

How to join the stage

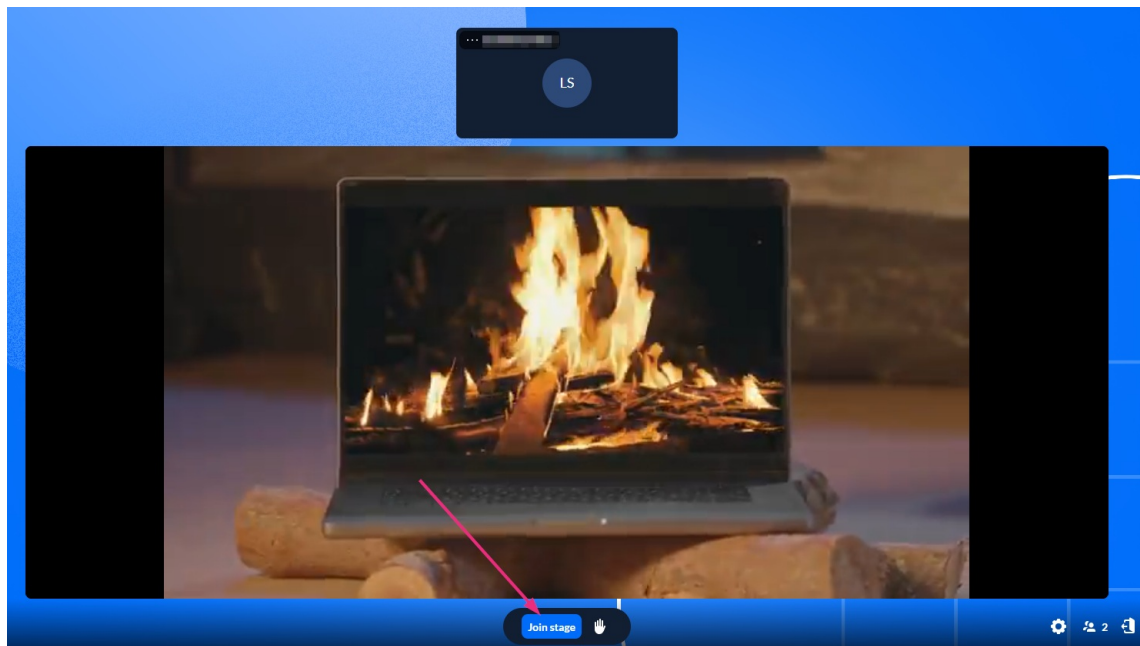
There are three ways you may be able to join the stage, depending on how the session is configured.

Join the stage directly

In sessions where open stage access is enabled, you can join the stage at any time.

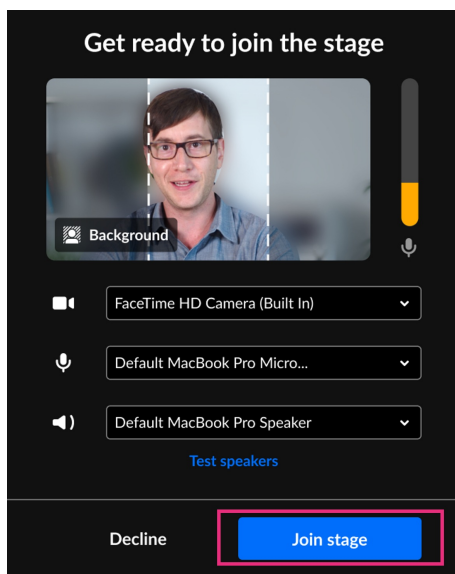
How it works

1. Click **Join stage** at the bottom of your screen.



A 'Get ready to join the stage' window appears.

2. You can [configure your devices](#), then click **Join stage** to go live.

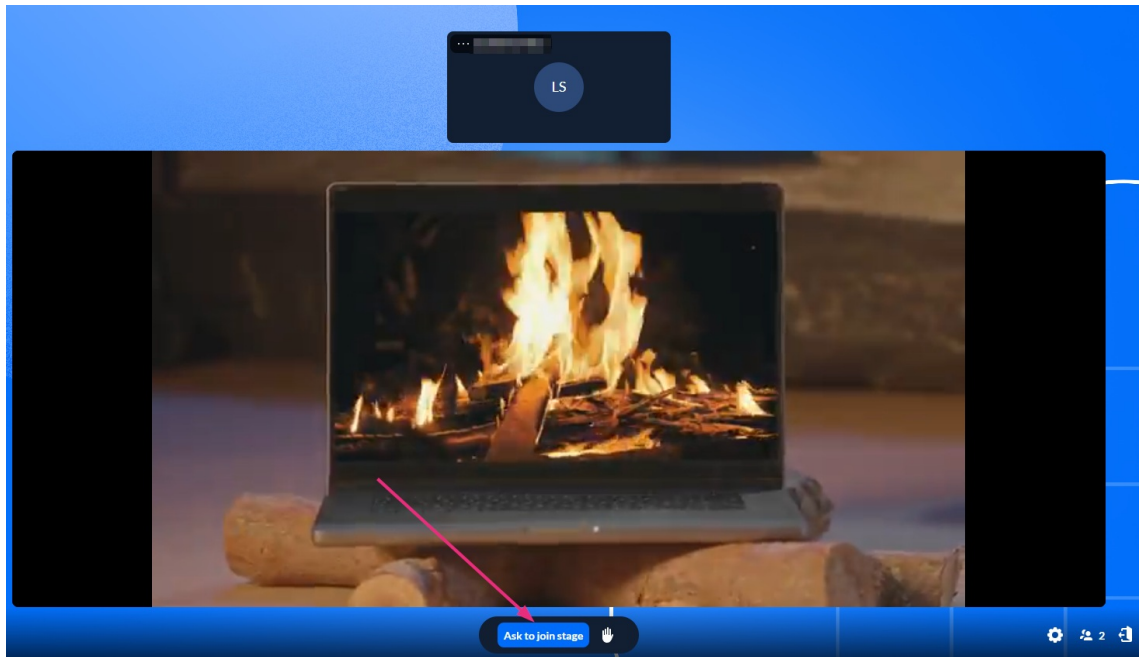


Request to join the stage

In some sessions, you must request approval before joining the stage.

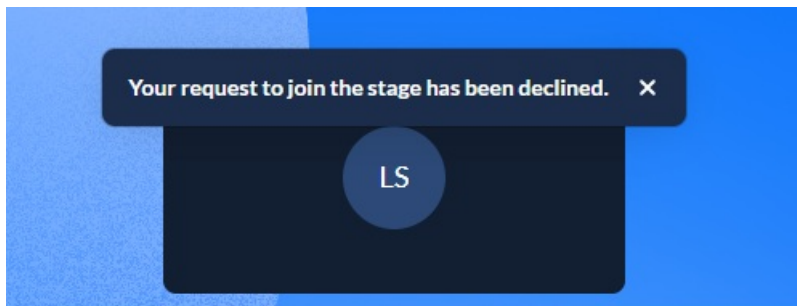
How it works

1. Click the **Ask to join stage** button at the bottom of your screen.

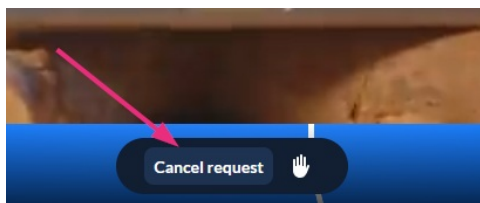


2. The moderator receives a notification that you want to join the stage.
3. If your request is approved, you receive an invitation to join.
You can confirm or [configure your devices](#) before clicking **Join stage**.

If your request is **declined**, you will receive a notification. You can request to join the stage again later.



You can also withdraw your request by clicking **Cancel request**.

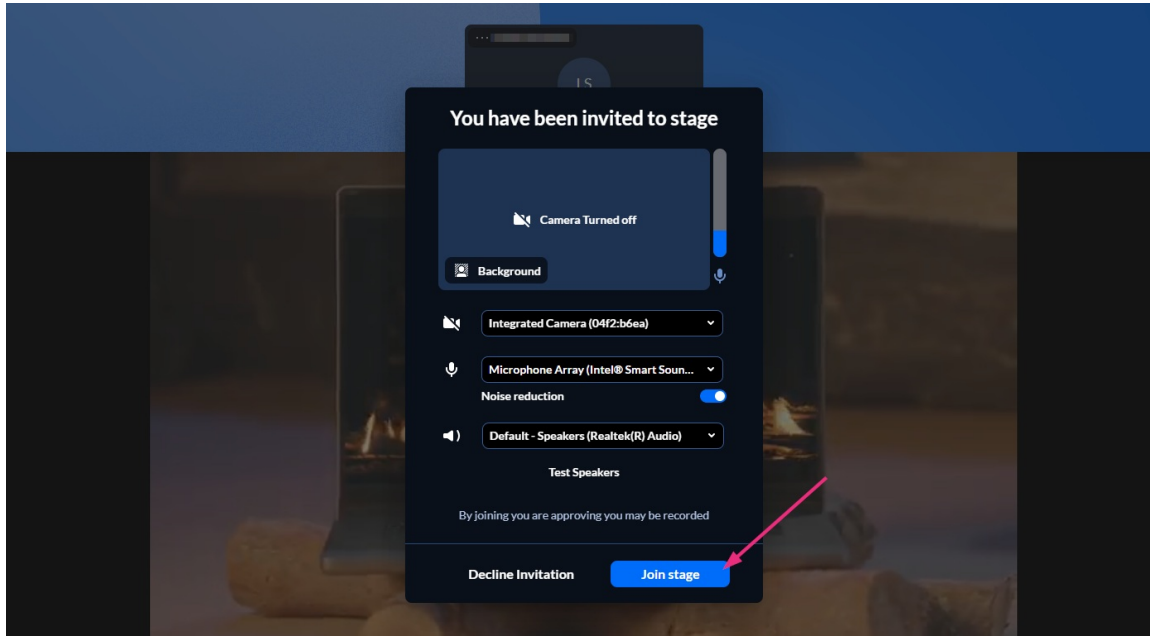


Join by invitation

If stage access is restricted, moderators may invite attendees to join the stage.

How it works

1. When the moderator invites you to join the stage, a pop-up appears allowing you to:
 - Join the stage
 - Decline the invitation
2. If you choose to join, you can [configure your devices](#) before clicking **Join stage**.



You don't see an option to join the stage

If you don't see **Join stage**, **Ask to join stage**, or receive an invitation to join the stage, it means the moderator hasn't enabled stage access for attendees.

You will remain in viewer mode, where you can:

- Watch what's happening on stage
- Use chat and reactions
- Raise your hand
- Participate in polls and quizzes (if enabled)

What happens when you join the stage

When you join the stage:

- Your mic and camera controls appear on the bottom toolbar.
- You'll appear in the **On stage** section of the Participants List.
- Your video tile will be visible on the main stage.



To learn how to use your mic and camera in the room, see [Manage device settings](#)

in a Kaltura Room.

Leave the stage

Participants cannot leave the stage themselves. To stop appearing on stage, a moderator must remove you. You can still turn off your microphone or camera at any time.
