

# Create quizzes with AI

Last Modified on 02/09/2025 7:57 pm IST

 This article is designated for all users.



Looking for more information about this feature? Feel free to contact your Kaltura representative.

## About

Enrich and repurpose your content into engaging, snackable experiences with Content Lab, Kaltura's AI-powered post production assistant. Automate the creation of engaging, customizable quizzes that appear throughout the video content. Quiz drafts can be saved and edited.

## Before you start

Videos used with the Content Lab must meet the following criteria:

- Video must be in "Ready" status (transcoded)
- Video must have English captions
- Video must be 60 seconds or more in length
- Account must have Content Lab enabled
- Account must have an active REACH profile enabled with relevant catalog item(s)

## Access the Content Lab

Steps for accessing the Content Lab vary depending on the Kaltura application.


- For Video Portal, access the Content Lab through the Create with AI button on the [Media page](#).
- For KMC, access the Content Lab through the Create with AI button on the [Entry Details page](#).


## Generate a quiz with AI

1. Click the **Create with AI** button.




 Create with AI

The Create with AI screen displays.

 The Create with AI screen is the Content Lab's main menu. Options shown vary depending on the services configured for your account.




## Create with AI

-  Clips >
-  Quiz >
-  Summary & chapters >

### 2. Click **Quiz**.

If this is your first time creating a quiz for the entry, the Create quiz screen displays.

 If you've already generated quizzes for the entry in the past, the list of generated quizzes displays. Simply click **Generate new** to navigate to the Create quiz screen.



## Create quiz

Customize video quiz for a personalized learning experience

Pick your quiz style

Formal  Casual

Choose your question types


True or false

Multiple choice

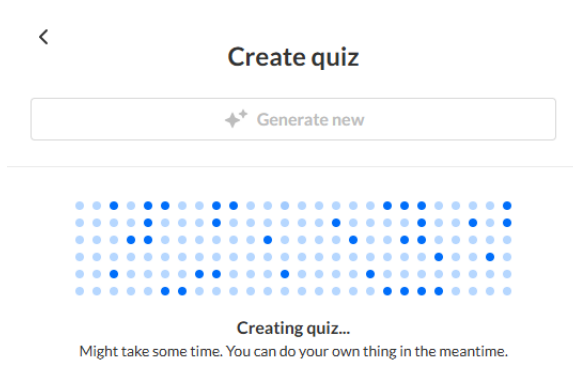
Open text

Estimated number of questions

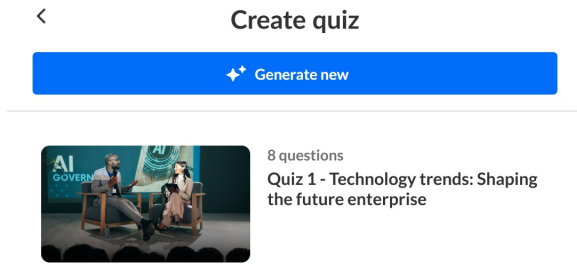
1

 **Generate**

3. Pick your quiz style (language or style of the questions) - Formal or Casual.
4. Choose your quiz question types - True or false (selected by default), Multiple choice (selected by default), and Open text.
5. Decide on an approximate number of questions you would like your quiz to contain.
6. Click **Generate**. The Content Lab begins creating your quiz.

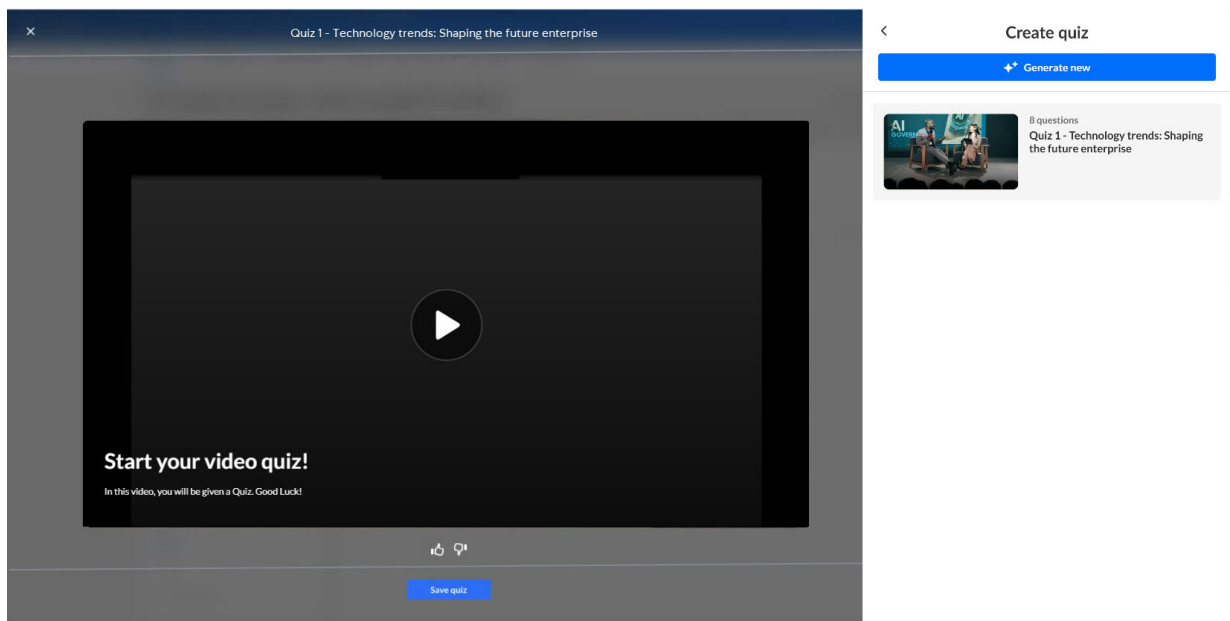


Once finished, the newly generated quiz is added to the list on the right of the screen. The quizzes in this list are numbered based on their creation.



## Preview a quiz

1. Click on a desired quiz in the list. The left "preview" pane displays.



2. Click the "Play" button to preview the quiz.

## Provide feedback on a quiz

1. Click the "thumbs up" or "thumbs down" to provide your feedback on the generated quiz.

If you click "thumbs down", an additional screen displays.

×

### Tell us more

Irrelevant Didn't follow instructions An error occurred

Didn't like the style Other

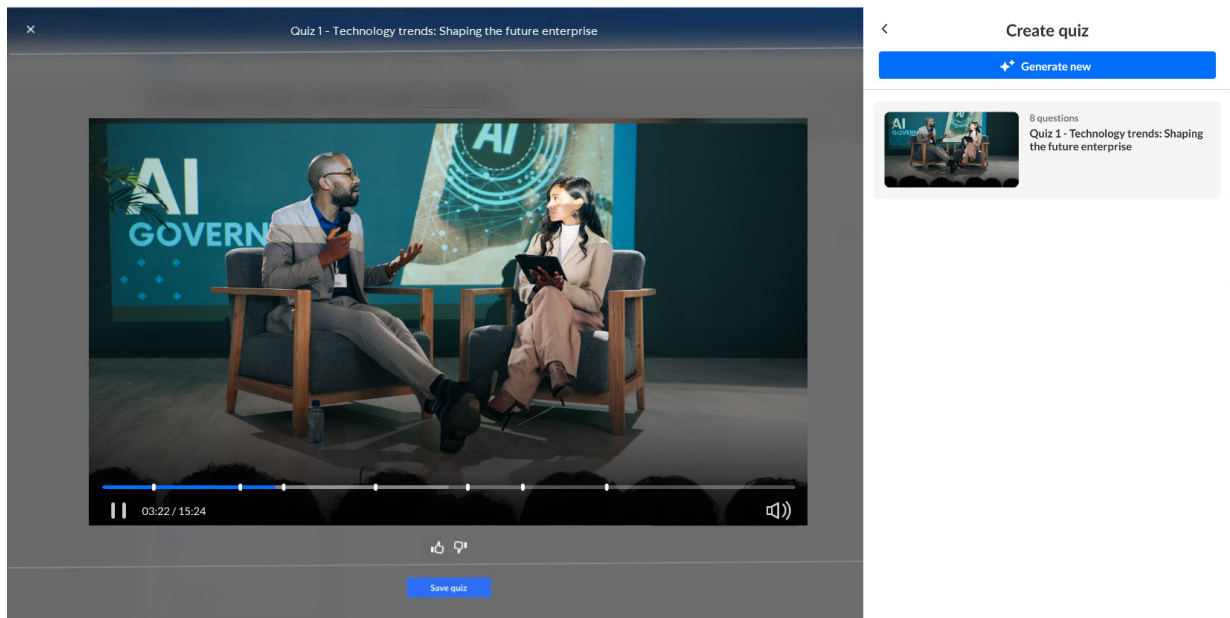
Add specific details (optional) 0/100

Cancel Send

2. Click to choose a reason and, optionally, add specific details about why you gave the quiz a "thumbs down". Your feedback is important to us!
3. Click **Send**.

### "Try out" the quiz and save it

1. Click on a desired quiz in the list. The left "preview" pane displays.



2. Notice the cue points for each quiz question. You can use the scrubber to move around in the quiz. You can even answer the questions if you like.
3. Click **Save quiz**. The Save quiz screen displays.

×

### Save quiz

**Title**

**Description (optional)**

Test your knowledge and stay ahead in the competitive business landscape with this engaging quiz on emerging technology trends reshaping enterprises. Through this quiz, gain insights into the innovations driving efficiency, sustainability, and growth. Challenge yourself and see how well you understand the tech trends that offer strategic advantages for the future.

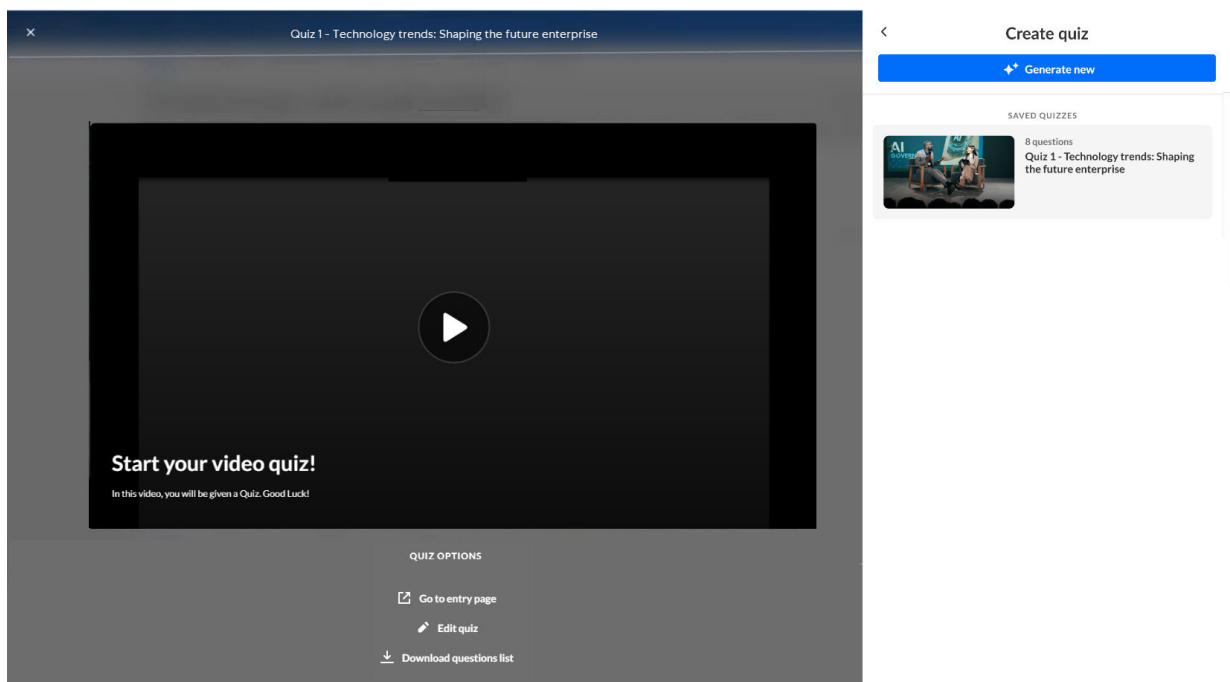
**Tags (optional)**

Tech Trends ×
Sustainability ×
Quiz ×
▼

Cancel Save

A suggested title, description, and tags are automatically generated for your quiz. (Suggested tags are copied from the original entry.) You may edit the title, description, and tags as desired. These will be saved to the metadata of the quiz entry that is created.

4. Click **Save quiz**. The quiz is added to your *Saved Quizzes list*.



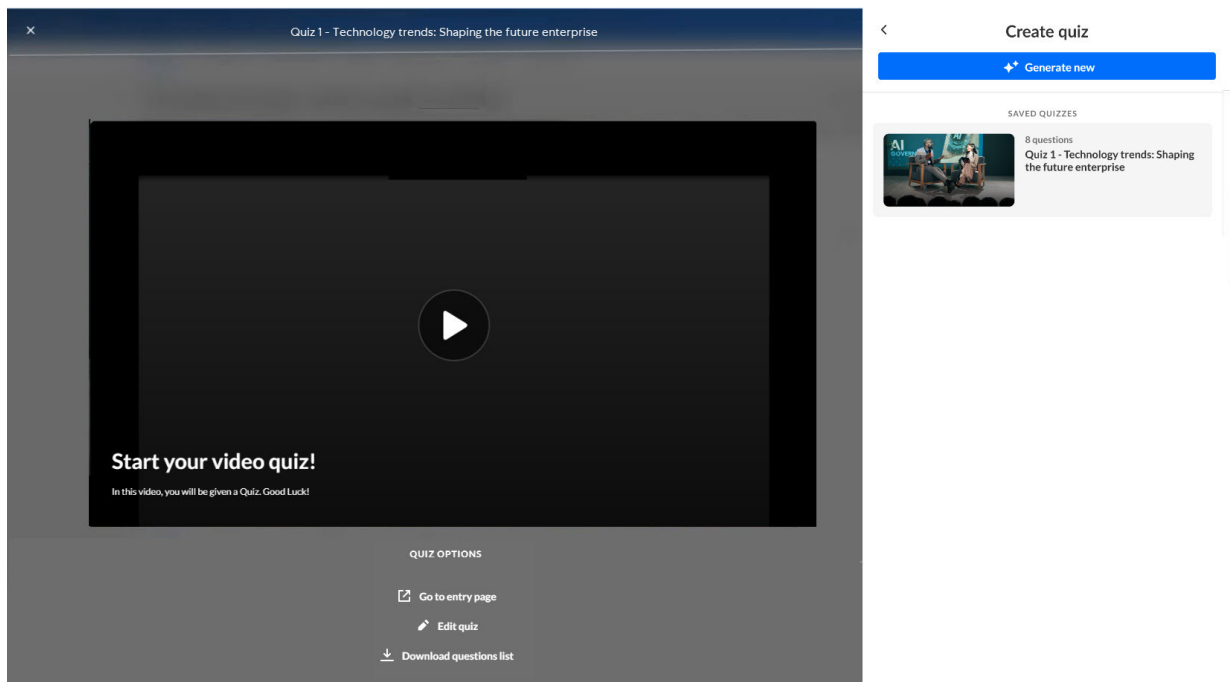
## Additional quiz options

Additional quiz options vary depending on the Kaltura application.

- For KMS, options are - Go to media page, Edit quiz, and Download questions list
- For KMC, options are - Go to entry page, Edit quiz, and Download questions list.

1. Click on a quiz in your *Saved Quizzes list*. The left "preview" pane displays with additional "Quiz Options". In our example below, we are viewing additional quiz

options in KMC.



2. Choose from the following options depending on the Kaltura application:

**Go to entry page** - Navigate to the Entry Details page for this entry in the KMC.

**Go to media page** - Navigate to the media page for this entry.

**Edit quiz** - Click to launch [Kaltura's quiz editor](#) for this quiz.

**Download questions list** - Download a PDF file containing the quiz questions and all possible answers.