

Extended audio description plugin

Last Modified on 05/06/2026 8:40 pm IDT

 This article is designated for all users.

About

Media is made accessible for all through the use of Kaltura's Extended audio description. Enabling the **Extended audio description** plugin provides voice narration of the visuals and actions happening on screen. Using words to describe the location, people, actions, and body language makes your content accessible to everyone.



The Extended audio description plugin is not supported on live entries.

Setup

To learn how to configure your player with Extended audio description, see [Enable Extended audio description in the player](#).

Features

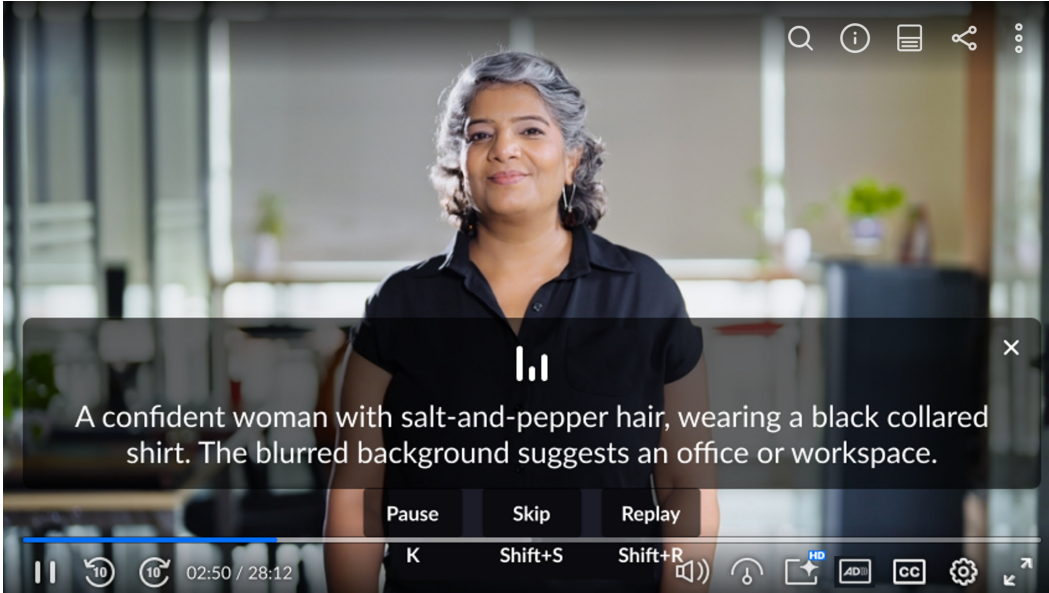
- When arriving at the start timestamp of text, the player pauses, the screen reader reads the texts, and then the player automatically resumes playback.
- While active (i.e., while the screen reader is reading the texts), an overlay is displayed on the player with the following:
 - Moving indicator (vertical lines animation) that the text is being read.
 - The texts that are being read are displayed on the screen. If texts are longer than the available space, user can scroll down the texts.
- Click the **Pause** button (or K on your keyboard) to pause the reading of the texts.
- Click the **Skip** button (or Shift + S on your keyboard) to skip the reading of the texts and resume playback upon click.
- Click the **Replay** button (or Shift + R on your keyboard) to replay the reading of the texts.
- Close the overlay by clicking the "X" button. The **Pause**, **Skip**, and **Replay** buttons are still displayed and available for use.



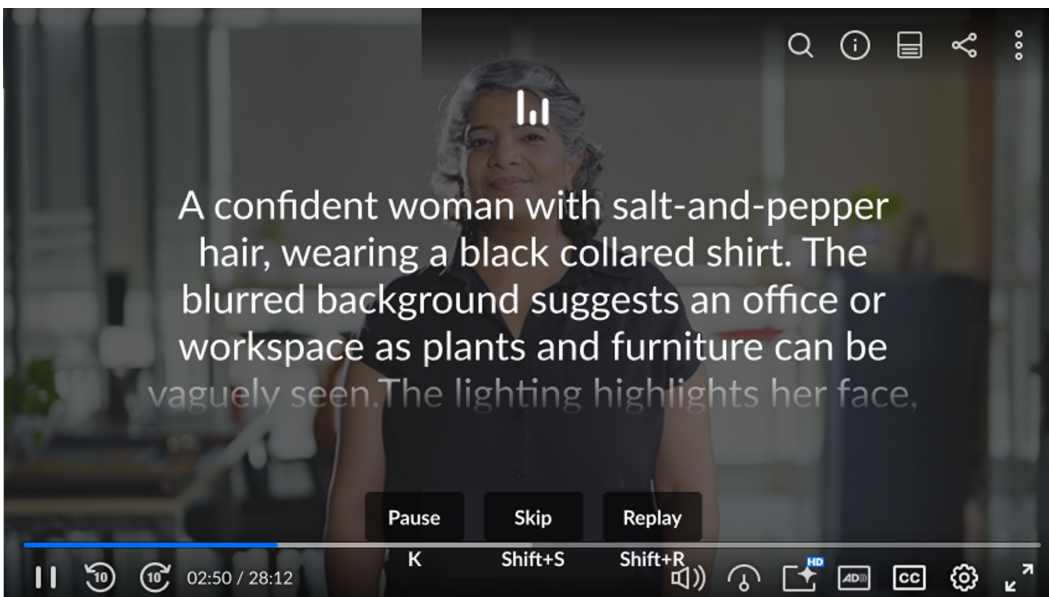
Note - Your display will differ according to whether or not Full screen overlay has


been enabled for Extended audio description. Simply put, Full screen overlay is the description overlay being shown in a full-screen mode.


Example of Extended audio description **enabled**, and Full screen overlay **disabled**:



Example of both Extended audio description **and** Full screen overlay **enabled**:



 You may edit the Extended audio description with the [Captions editor](#), but only if the track is received from the REACH vendor as a captions asset, not as an attachment (legacy).



You may upload Extended audio description files (caption asset Web Video Text Tracks (VTT) format) through the Rich Media Content Management System. See [Upload and manage captions in Rich Media CMS](#).

When uploading EAD files in VTT format, only time-based cues are supported. HTML tags and other markup language (like ``, `<i>`, or `<div>`) are not recognized and may cause playback issues. Make sure your VTT file contains only plain text and properly formatted timestamps.

Try it out
