

# Virtual Classroom Home page - Create a virtual classroom

Last Modified on 09/30/2024 2:46 pm IDT

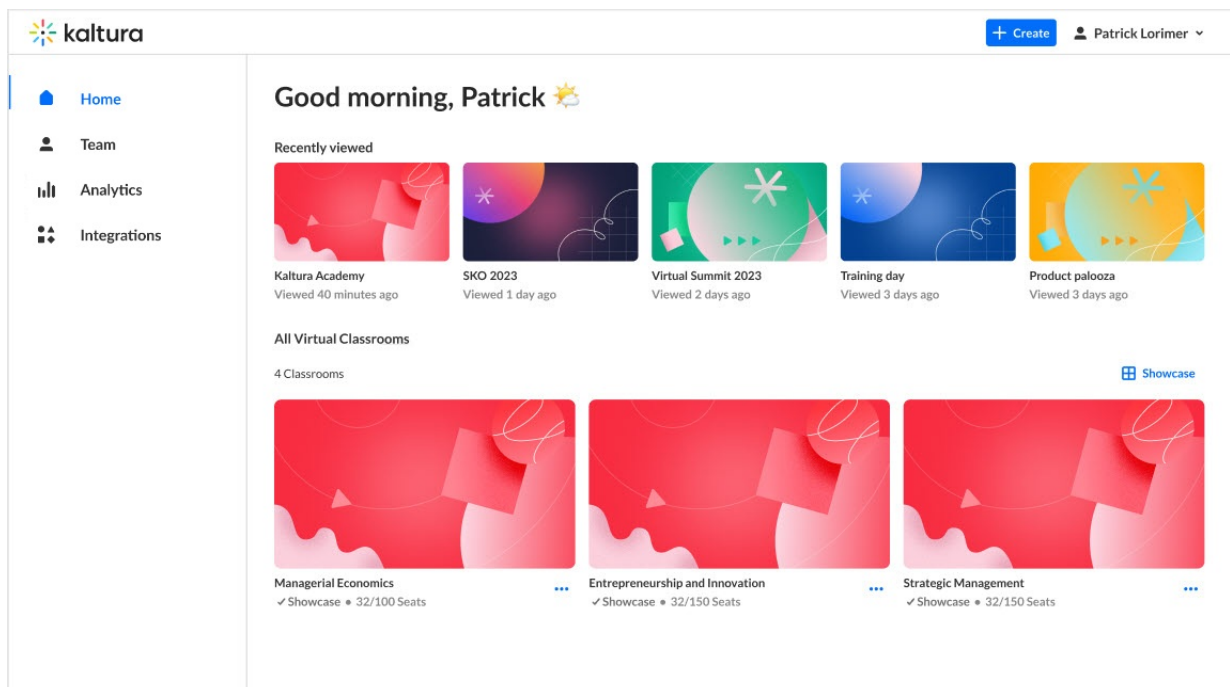
 This article is designated for all users.

## About

This article describes how to create a virtual classroom.

## Create a virtual classroom

1. Log into your account. The Virtual Classroom Home page displays with the Home tab open by default.



2. Click the blue **+ Create** button in the upper right corner of the screen. The Let's get started page displays.

## Let's get started

Start with a few details about your classroom

Title 0/120

Short description

**B** *i* U ☰ ☷ **A** 🖼️ 🔗

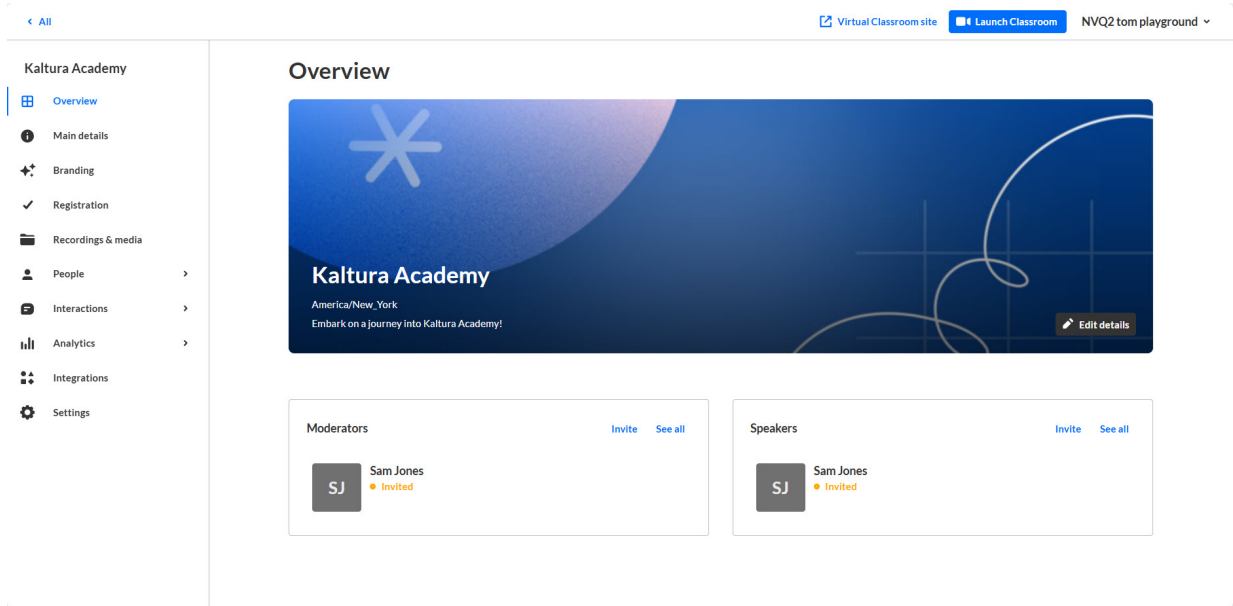
[Create classroom](#) [Cancel](#)

3. Enter the following:
  - Title - A title for your virtual classroom (char limit is 120).
  - Short description - A description for your virtual classroom.
4. Click **Create classroom**. You may also click **Cancel** to cancel the action and return to the previous screen. The building process begins. This may take a few minutes.



### Creating your classroom

Once complete, the Overview page displays.



The Overview page acts as the home page for this particular virtual classroom. This page displays the vital details of the virtual classroom.

## Additional functionality available on the Overview page


Click **Visit Classroom site** to navigate to the virtual classroom site. (This is available on every site page as well.) See [Getting to know your landing page and virtual classroom site](#) for more information.

Click **Launch Classroom** to launch the virtual classroom. (This is available on every site page as well.) See [Launch the room and prepare it](#) for more information.

Click **Edit details** on the banner to edit virtual classroom details. See [Main details tab - Edit the site details](#) for more information.

In the Moderators box, click **Invite** to invite additional moderators, or click **See all** to see the Users list filtered by moderator.

In the Speakers box, click **Invite** to invite additional speakers, or click **See all** to see the Speakers list.

 Note that the user who created the virtual classroom is assigned as a moderator and a speaker in this room.