

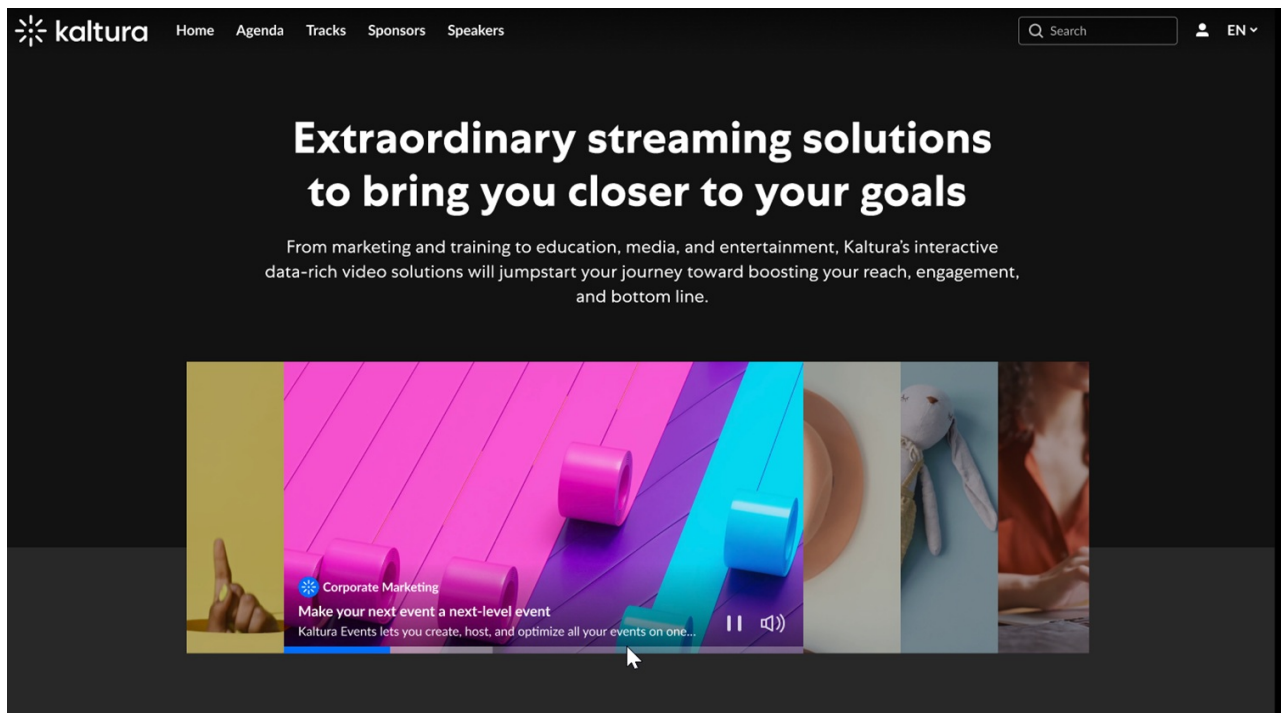
Reels player

Last Modified on 07/10/2024 1:16 pm IDT

 This article is designated for all users.

About

Kaltura's new **Reels player** will help you effectively promote your content with a sleek UI specifically designed for short videos that encourage content browsing.



Setup

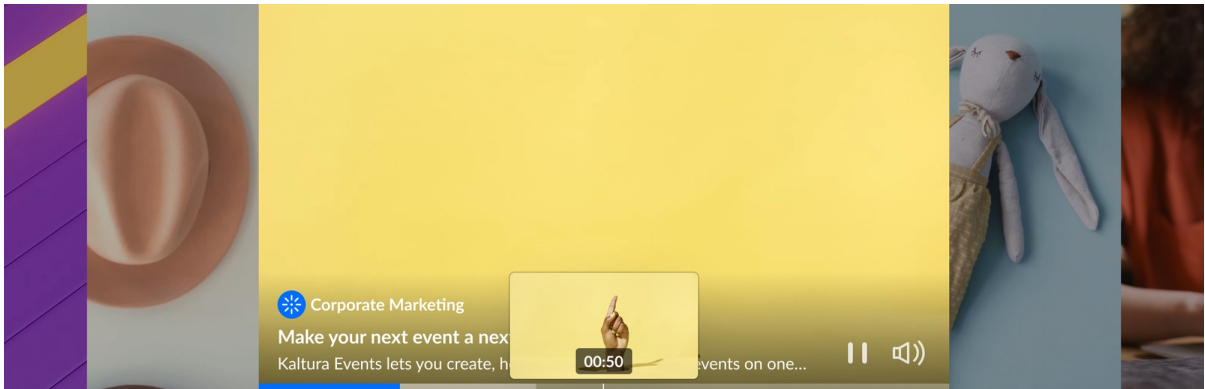
To learn how to set up the Reels playlist player, check out our article [Create a player](#).

Features


- The video's title, description, play / pause controls, sound / mute controls, settings, and captions selector are displayed on the bottom bar.
- After each video finishes, the player moves to the next one. When the last video ends, it loops back to the beginning (assuming your administrator chose to enable the looping feature).
- While the current video plays, thumbnails of other entries in the playlist are displayed to the side.
- The player has a responsive design and adjusts to different screen sizes, ensuring

videos are displayed without cropping or black margins.

- When hovering on the seek bar or dragging to seek, the video shows a preview thumbnail (see image below).



- Hovering over a thumbnail increases its brightness, and clicking it plays that video, shifting the queue accordingly (see below).



- The player is accessible, supporting captions and allowing users to navigate controls and videos using keyboard tabbing.

