

## Main details tab - Edit the site details

Last Modified on 09/30/2024 2:47 pm IDT

 This article is designated for all users.

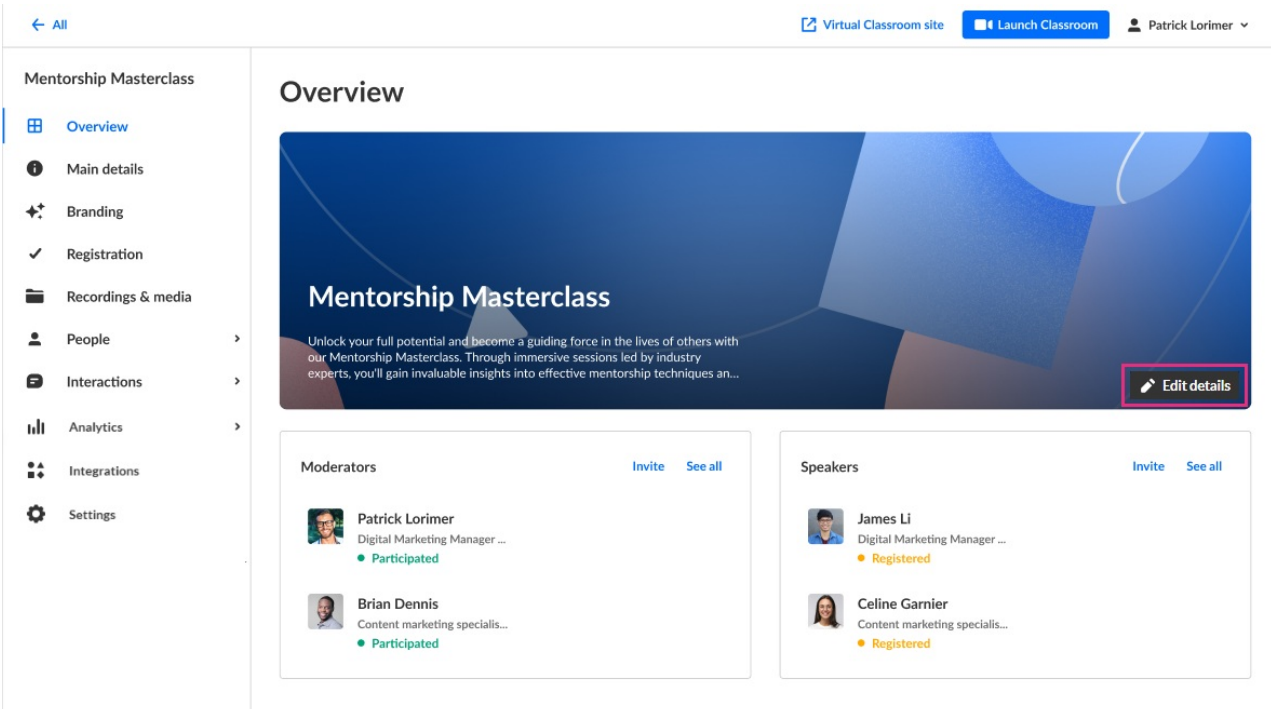
### About

This article describes how to edit settings on the virtual classroom's site.

### Edit the virtual classroom site details

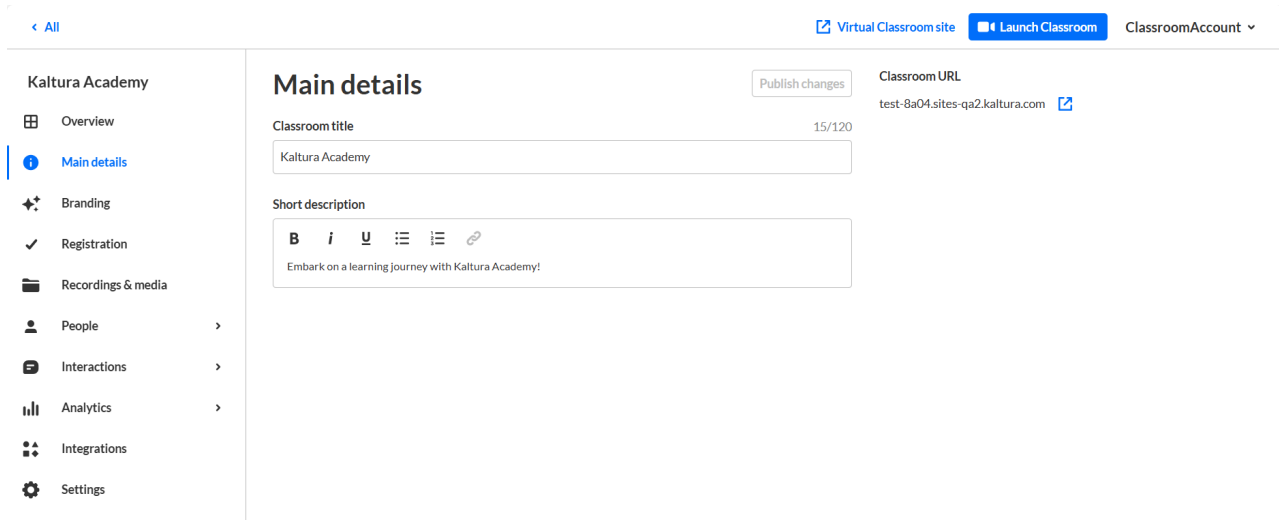
After creating a new virtual classroom, navigate to the Main details page; from the site page, click the Main details tab.

Note that you may also reach the Main details page by clicking the **Edit details** button on the virtual classroom banner of the Overview page.



The screenshot shows the Kaltura virtual classroom interface. At the top, there is a navigation bar with a back arrow, 'All', 'Virtual Classroom site', 'Launch Classroom', and a user profile 'Patrick Lorimer'. On the left is a sidebar menu for 'Mentorship Masterclass' with options: Overview (selected), Main details, Branding, Registration, Recordings & media, People, Interactions, Analytics, Integrations, and Settings. The main content area is titled 'Overview' and features a large blue banner for 'Mentorship Masterclass' with a description and an 'Edit details' button highlighted with a red box. Below the banner are two sections: 'Moderators' and 'Speakers'. The Moderators section lists Patrick Lorimer (Digital Marketing Manager, Participated) and Brian Dennis (Content marketing specialis..., Participated). The Speakers section lists James Li (Digital Marketing Manager..., Registered) and Celine Garnier (Content marketing specialis..., Registered).

The Main details page displays.




You may access the virtual classroom site by clicking the blue **Visit Classroom site** button on the top right corner of the screen, or by clicking the blue up arrow next to the Classroom URL (the URL that was automatically generated automatically when the virtual classroom was created). You may launch the classroom by clicking the blue **Launch Classroom** button.

The editable fields in the Virtual classroom Main details page are as follows:

- **Classroom title** - A title for your virtual classroom.
- **Short description** - A description of your virtual classroom.

Once you are finished editing all the site details, click the blue **Publish changes** button.

 The Publish changes button is grayed out/dimmed upon entering the page, and only becomes 'clickable' after at least one edit is made to the page.