


Virtual classroom - Account setup

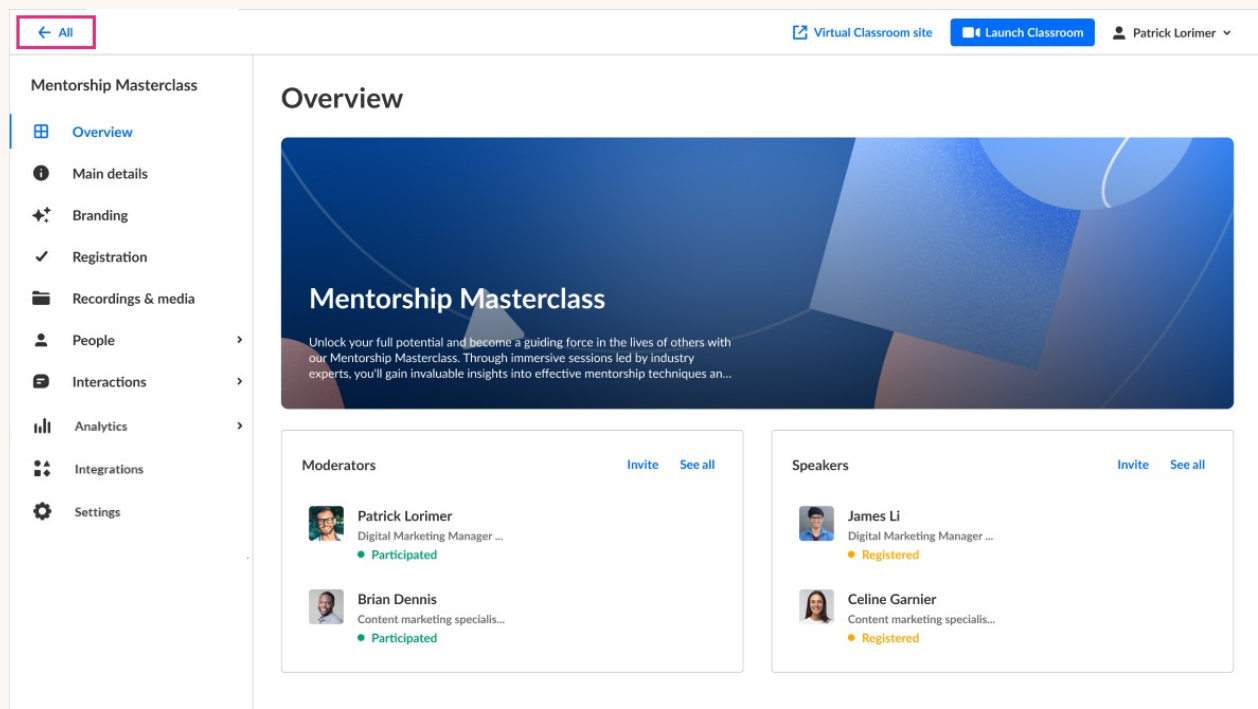
Last Modified on 09/30/2024 2:45 pm IDT

 This article is designated for all users.

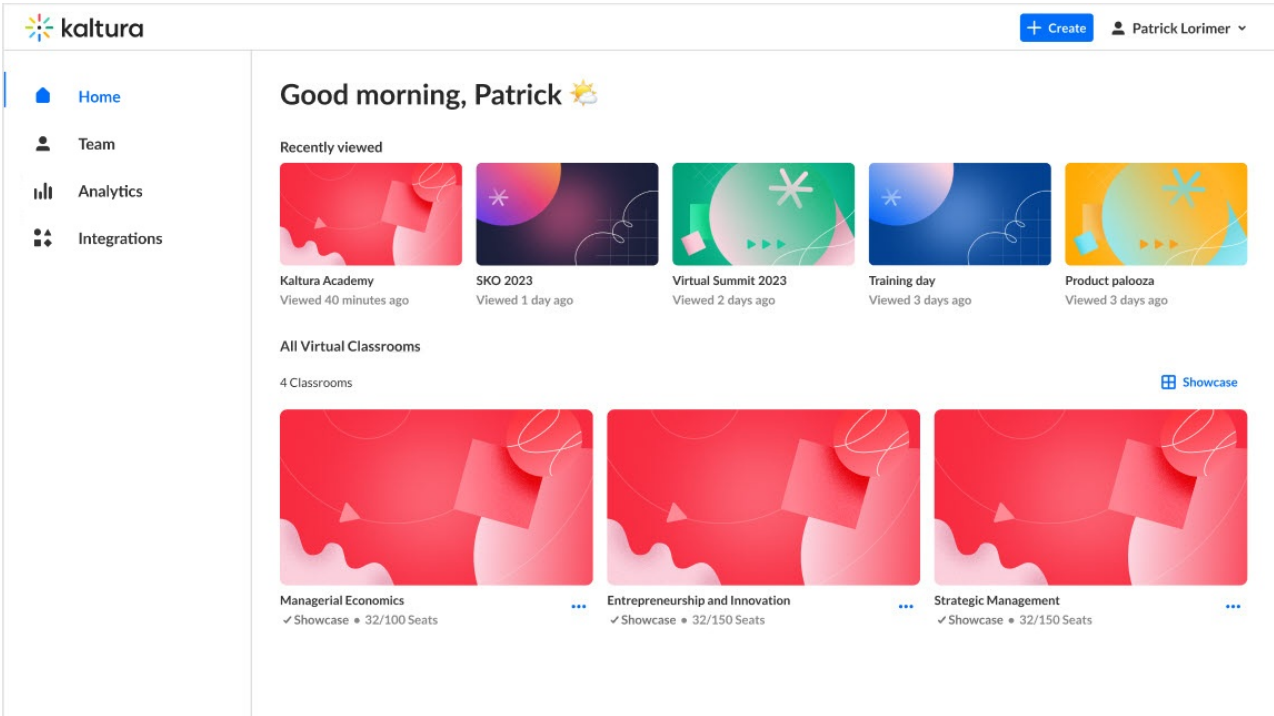
About

This article will describe how to set up your virtual classroom account.

 Clicking **All** re-directs you to the Virtual Classroom Home page. In the image below, notice the **All** button located at the top left corner of the site page.



The Home tab is the default open tab upon navigating to the Virtual Classroom Home page.



Home

- Team
- Analytics
- Integrations

Good morning, Patrick ☀️

Recently viewed

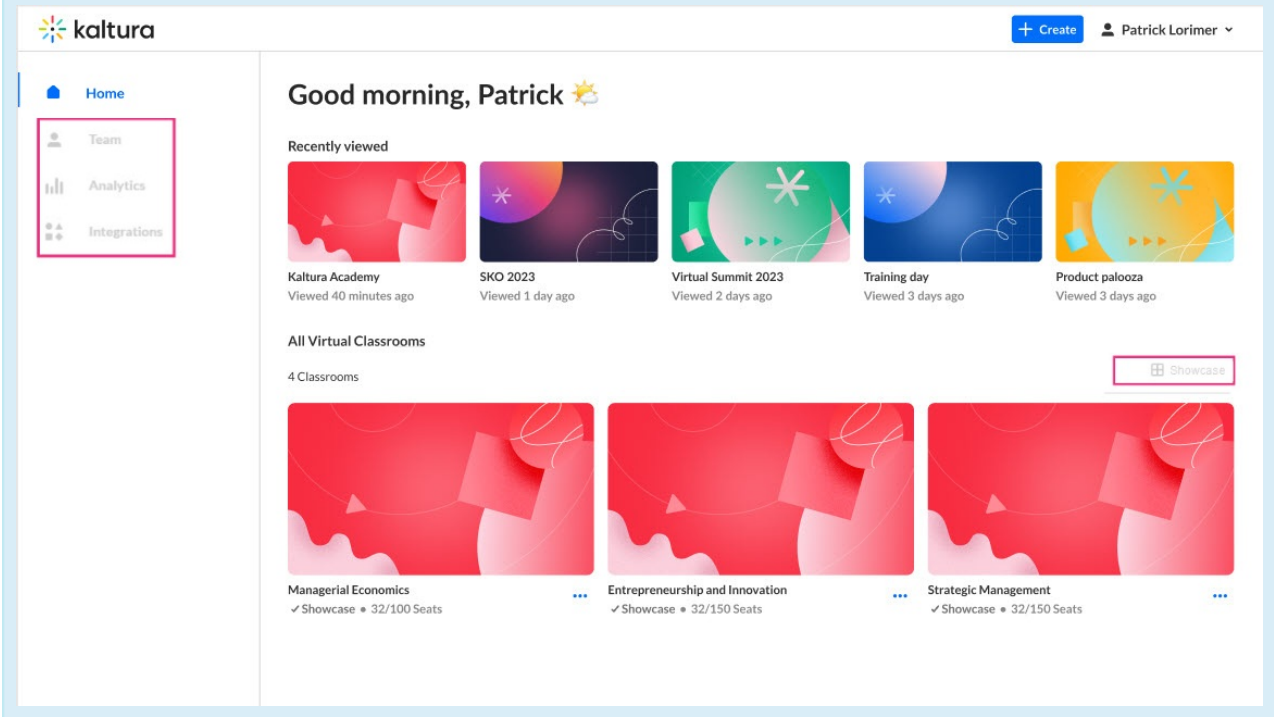
- Kaltura Academy**
Viewed 40 minutes ago
- SKO 2023**
Viewed 1 day ago
- Virtual Summit 2023**
Viewed 2 days ago
- Training day**
Viewed 3 days ago
- Product palooza**
Viewed 3 days ago

All Virtual Classrooms

4 Classrooms Showcase

- Managerial Economics**
✓ Showcase • 32/100 Seats
- Entrepreneurship and Innovation**
✓ Showcase • 32/150 Seats
- Strategic Management**
✓ Showcase • 32/150 Seats

💡 If you are an account owner/admin, you may perform all actions listed in this article. If you are an Organizer, the Team, Analytics, and Integrations tabs are disabled, as well as the Showcase button and any actions related to virtual classrooms you are not organizing. Please see [Virtual classroom user roles](#) and/or your account owner/admin for further information.



Home

- Team
- Analytics
- Integrations

Good morning, Patrick ☀️

Recently viewed

- Kaltura Academy**
Viewed 40 minutes ago
- SKO 2023**
Viewed 1 day ago
- Virtual Summit 2023**
Viewed 2 days ago
- Training day**
Viewed 3 days ago
- Product palooza**
Viewed 3 days ago

All Virtual Classrooms

4 Classrooms Showcase

- Managerial Economics**
✓ Showcase • 32/100 Seats
- Entrepreneurship and Innovation**
✓ Showcase • 32/150 Seats
- Strategic Management**
✓ Showcase • 32/150 Seats

For detailed information on each tab, see the following articles:

[Home tab](#)

[Team tab](#)

[Analytics tab](#)

[Integrations tab](#)
