

Group page in Content Hubs

Last Modified on 04/18/2026 6:56 pm IDT

 This article is designated for all users.

About

The **Group page** displays members of a group in a grid layout, with promoted members displayed at the top. Each page can display up to 500 group members.

You can use the Group page to explore people in your community or enterprise, view profile information, and access sessions associated with group members.




This feature requires the [GroupPage module](#) and the [Theming module](#) to be enabled.


☰ kaltura
🔍 Search
👤 EN

Meet our speakers

Discover the accomplished entrepreneurs, industry experts, academics, and change-makers who will be taking the stage. Explore their profiles to gain an understanding of their remarkable journey, the challenges they've overcome, and the transformative ideas they champion.




Henry Mitchell
EVP Product, Kaltura




Grace Scott
Senior Content Marketing Specialist and

🔍 Search


10 Speakers




Mia Lopez
VP of customer success, Kaltura




Amelia Carter
Creative Specialist, Kaltura




Alexander Reed
Head of Trends, Microsoft




Henry Mitchell
EVP Product, Kaltura




Scarlett Foster
Head of Marketing, Kaltura




Charlotte Walker
Campaign manager, Fastly




Liam Brown
Senior Software Engineer, Kaltura



Jackson Adams
Senior Director of Marketing Strategy at Tata



Grace Scott
Senior Content Marketing Specialist and Strategic Communications Strategist...

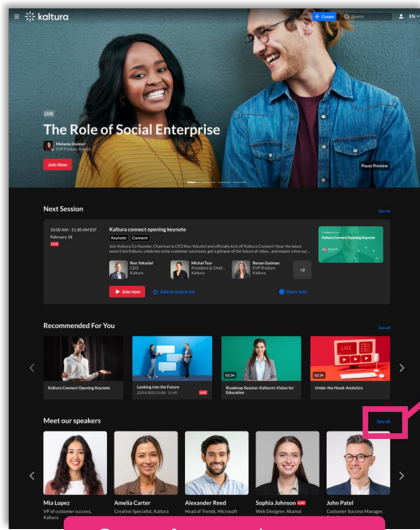


Sophia Johnson
Web Designer, Akamai

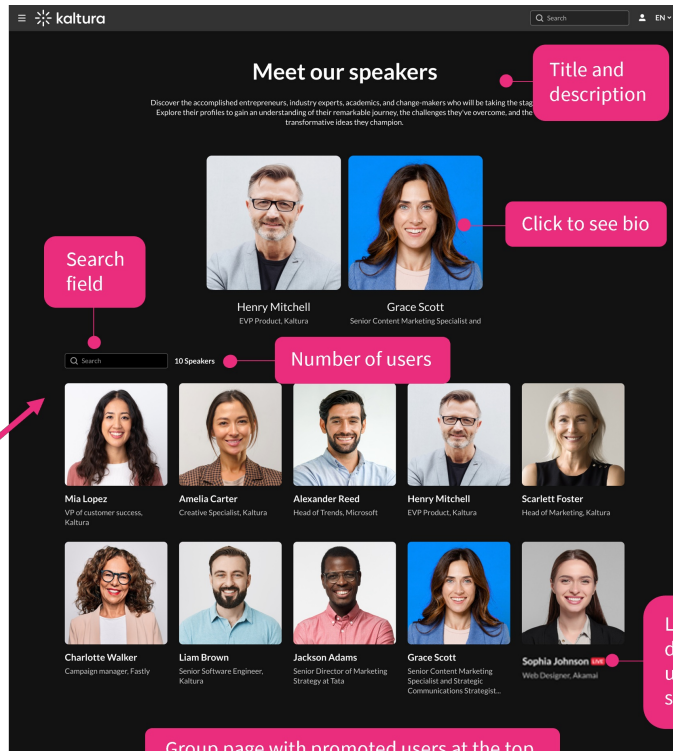
Group page with two promoted users at the top

Access

The Group page is accessed by direct URL or by clicking **See All** on the group page component, as shown below:



Group of users on homepage



Title and description

Click to see bio

Search field

Number of users

LIVE indicator displays when user is in a live session

Group page with promoted users at the top

i If you don't see this option, ask your administrator to give you the required permission.

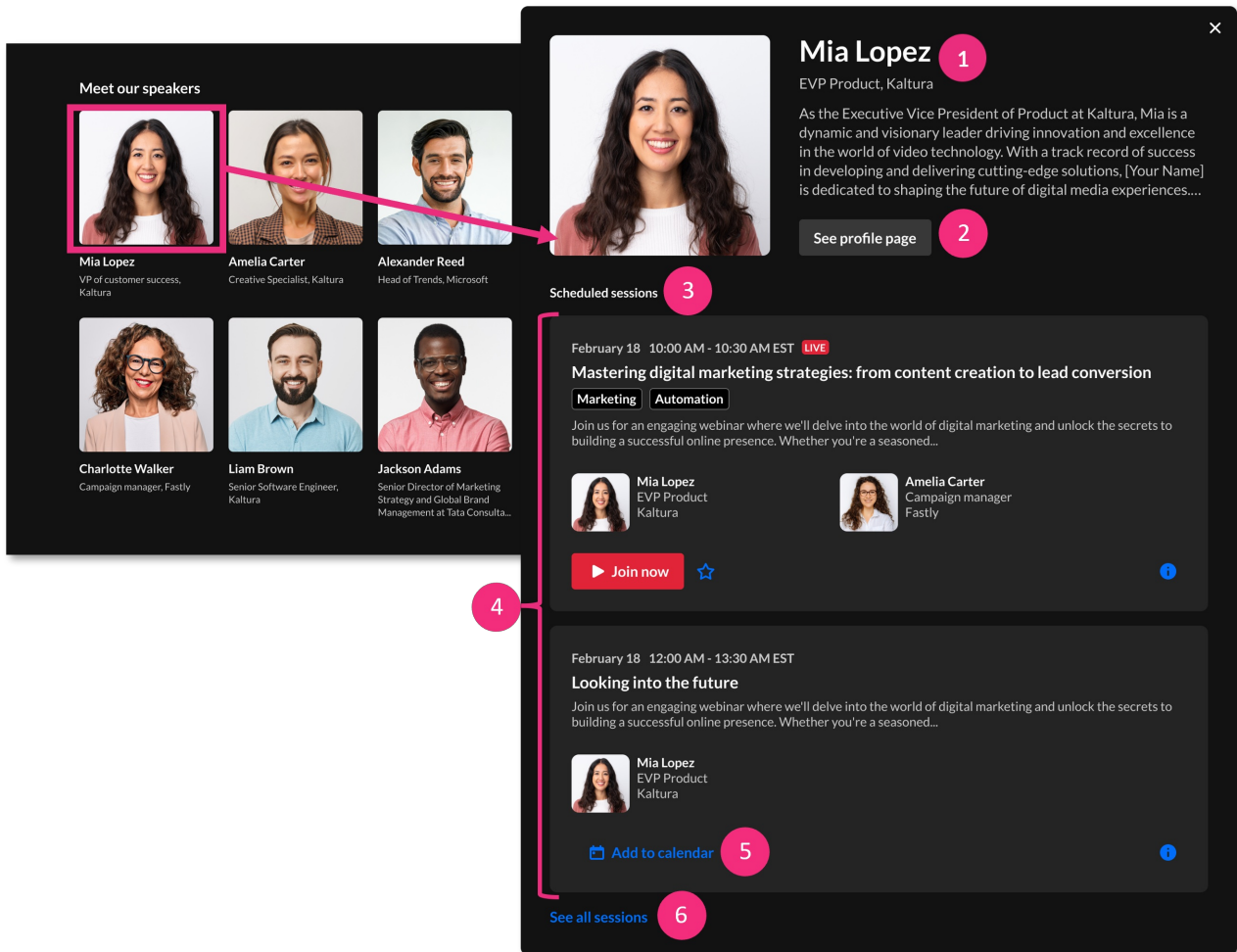
The group page displays the following information:

- title and description of the group
- group members' thumbnail images (or initials if no image was provided)
- a search field to search for members
- number of users (group members) in the group
- a LIVE indicator if that person is currently in a session

Explore

On the group page, you can easily navigate through each group member's details by clicking on their thumbnail.

When you click on a person's thumbnail (or initials if there's no image), a window pops up, displaying further information.



You can explore the following information for each group member:

Personal information (1) - full name, title, company, description

'See profile page' (2) - Click to navigate to that person's [profile page](#).

Scheduled or Past sessions (3) - Clicking here will take you to the person's [profile page](#) where you can see all the sessions that they are involved in.

A maximum of two sessions are displayed (4). The system defaults to showing scheduled sessions over previous ones, which means that even if there are past sessions available, only the upcoming scheduled sessions will be displayed.

Sessions are prioritized as follows:

- **Scheduled sessions** - displayed in order from closest to furthest
- **Previous sessions** - displayed in order from most recent to oldest

'Add to calendar' (5) - Click to add upcoming sessions to your calendar. In the case of past sessions, a **Watch On-Demand** button is available; just click to watch the session.

'**See all sessions**' (6) - Click to see all the sessions that person is involved in.
