


Add a channel to a gallery


Last Modified on 06/12/2024 11:48 am IDT

 This article is designated for all users.

About

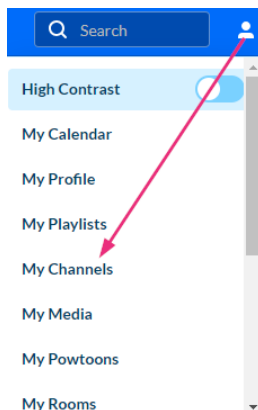
You can add or 'assign' a channel to a gallery or sub-gallery depending on your entitlements. See our article [Understanding gallery roles and permissions](#) for more information.

 Video portal galleries are also known as 'categories'.

 The [channelcategories module](#) must be enabled by your administrator to allow users to associate channels to galleries / categories.

Access the channel edit page

1. From the user menu, select **My Channels**.



The **My Channels** page displays.


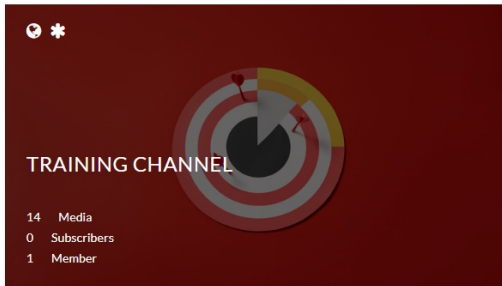
My Channels

Search For Channels

Filters >

Sort By: Media Count

+ Create Channel

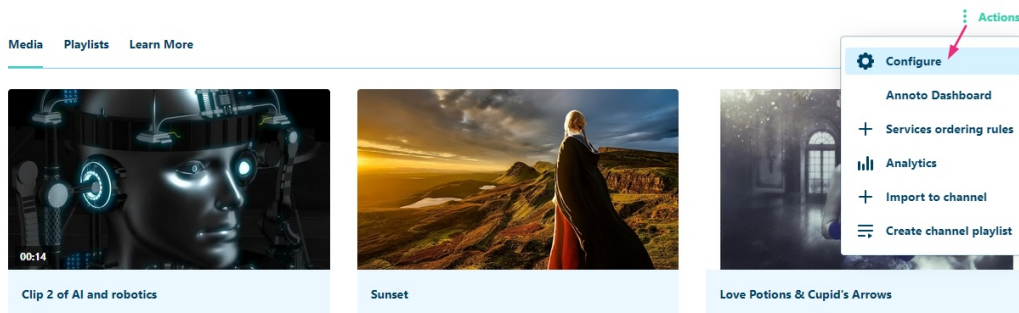
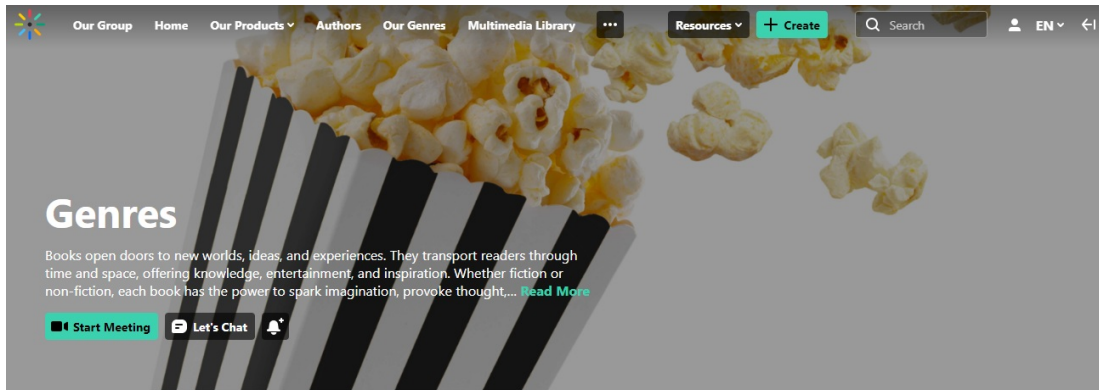


2. Locate the desired channel and click the **pencil icon** (it appears when you hover over the thumbnail).

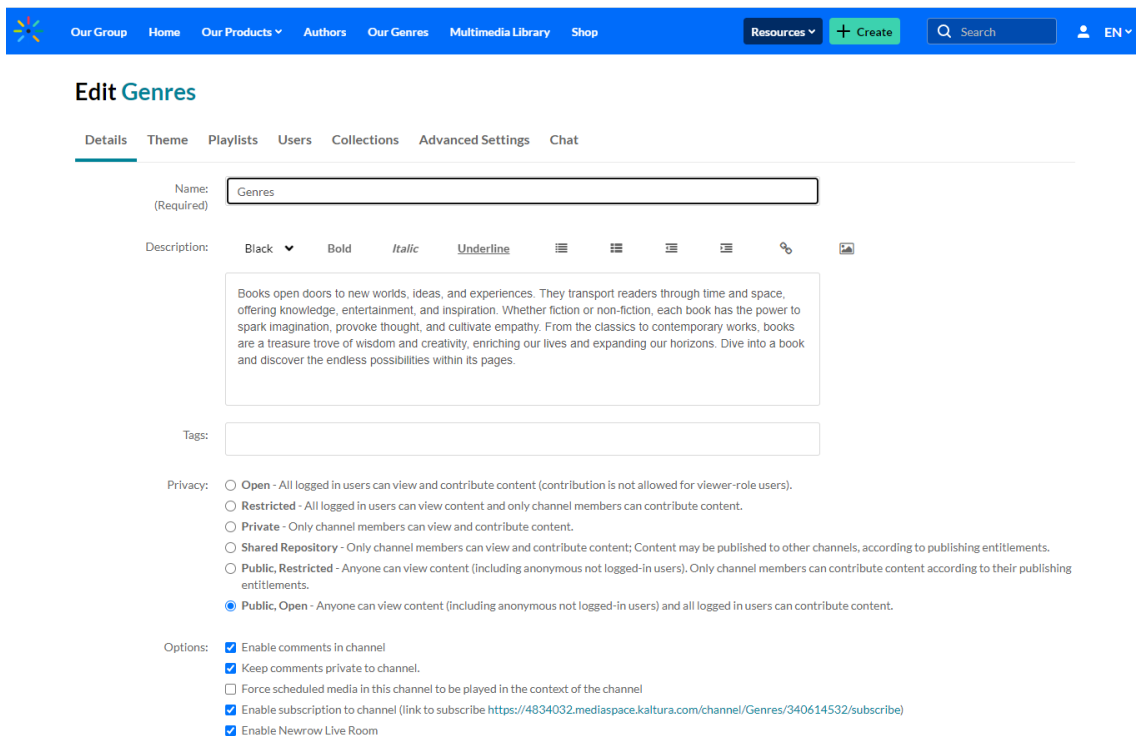


OR

Click the channel's thumbnail to display the channel page, and from the **Actions menu** choose **Configure**.




The **Edit** page displays.



Assign the channel to a gallery

1. On the channel edit page, scroll down to the **Categories** section.

 If you don't see any galleries in the Categories section, it means your administrator hasn't created any yet. To learn how to create categories, visit our article [Categories](#).

Books open doors to new worlds, ideas, and experiences. They transport readers through time and space, offering knowledge, entertainment, and inspiration. Whether fiction or non-fiction, each book has the power to spark imagination, provoke thought, and cultivate empathy. From the classics to contemporary works, books are a treasure trove of wisdom and creativity, enriching our lives and expanding our horizons. Dive into a book and discover the endless possibilities within its pages.

Tags:

- Privacy:
- Open** - All logged in users can view and contribute content (contribution is not allowed for viewer-role users).
 - Restricted** - All logged in users can view content and only channel members can contribute content.
 - Private** - Only channel members can view and contribute content.
 - Shared Repository** - Only channel members can view and contribute content; Content may be published to other channels, according to publishing entitlements.
 - Public, Restricted** - Anyone can view content (including anonymous not logged-in users). Only channel members can contribute content according to their publishing entitlements.
 - Public, Open** - Anyone can view content (including anonymous not logged-in users) and all logged in users can contribute content.

- Options:
- Enable comments in channel
 - Keep comments private to channel.
 - Force scheduled media in this channel to be played in the context of the channel
 - Enable subscription to channel (link to subscribe <https://4834032.mediaspace.kaltura.com/channel/Genres/340614532/subscribe>)
 - Enable Newrow Live Room

Categories: Assign the channel to one or more categories:

- Our Products
 - Audio books
 - eBooks

*Moderated Open Private Restricted Shared Repository Public, Restricted Public, Open

2. Choose the gallery or sub-gallery that you want this channel to be associated with.

Categories: Assign the channel to one or more categories:

- Our Products
- Audio books**
- eBooks

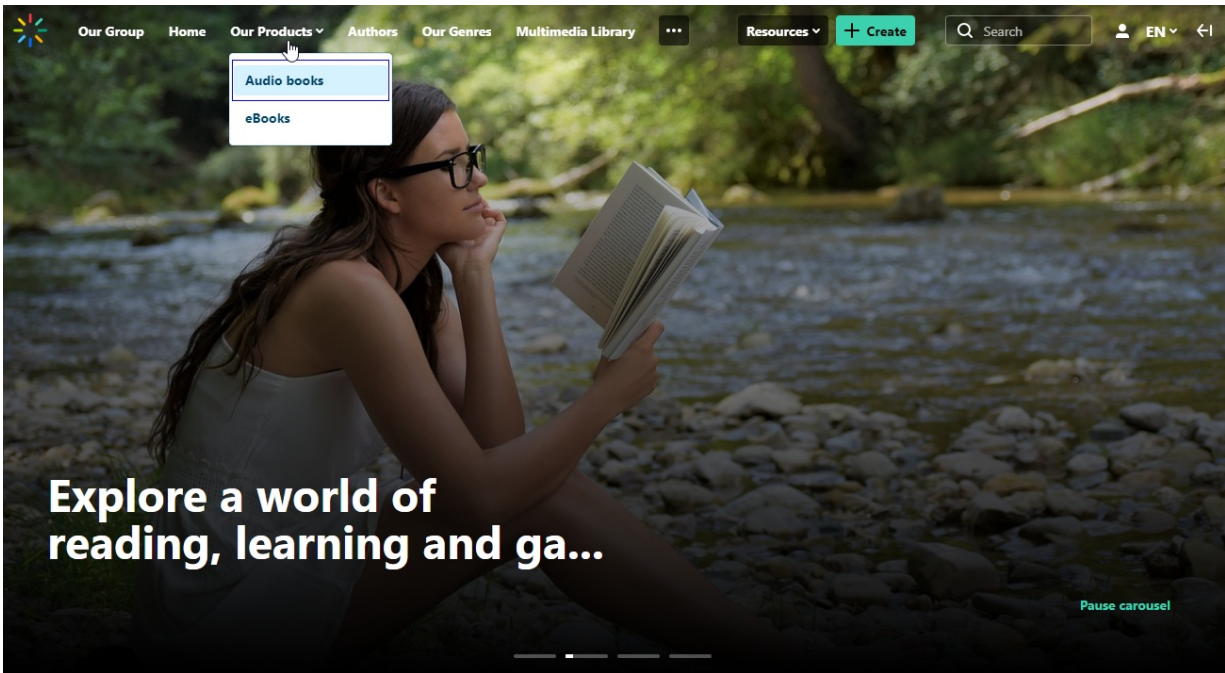
3. Click **Save**.

A success message displays: *Your information was saved successfully.*

The information was saved successfully

User experience

To see that your channel has been published, locate the gallery in the navigation bar and click on it.



The gallery page displays the published channel.

