

Extended audio description

Last Modified on 06/18/2024 4:40 pm IDT

 This article is designated for all users.

What is audio description?

Audio description gives a spoken description of the detail and imagery in a video to make content accessible to individuals who have a vision impairment. By providing these viewers with a similar experience to a sighted viewer, you make your content accessible to a wider audience.

When do you use it?

As a general guideline, audio description should be used when there is information portrayed visually that's required for understanding. For instance, on-screen text, facial expressions, costumes, and scene changes all give context that help us better understand and enjoy content. If these elements are not audibly described, a viewer who can't see very well might have trouble ingesting the content.

While this guideline may sound simple, the specific needs for description vary case by case. For example, a movie trailer with little dialogue will have plenty of room for descriptions, while an advanced physics lecture with heavy dialogue may not have enough natural pauses to effectively describe what's happening on-screen. Luckily, the Kaltura Player supports two types of audio description services to help you decide what type is best for your content:

1. Standard audio description - Standard audio description is when the snippets of description are inserted into the natural pauses of the content being described. The description is spoken by a human voice. It's suitable for videos that have long pauses in dialogue or that don't contain speech at all. For more information, visit our article [Standard Audio Description](#).

2. Extended audio description - Extended audio description is a service that pauses the video to allow for longer descriptions when there's not enough space to sufficiently describe the visuals in your video. It's suitable for videos that have few natural pauses, but contain a lot of visual content, making it tricky to describe without interrupting the original audio. In these cases, an Extended Audio Description is necessary.

Unlike standard audio description, extended audio description isn't restricted to the natural pauses of a video but rather allows you to pause the original content to make room for description as needed.

When a user presses play, the video begins playing and then pauses temporarily allowing for audio description. After that portion of the description is complete, the video resumes playing. This happens several times throughout the video.


Extended audio description uses Speech Synthesis to synthesize sound from a time coded VTT file.

⚠ Speech Synthesis is compatible with most browsers, however some browsers may not support it. You can check your browser compatibility of speech synthesis API at lambdatest.com.

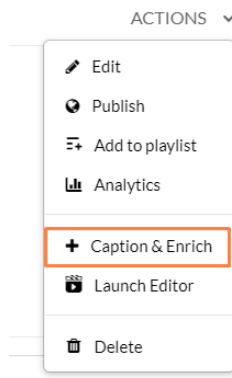
The video below features extended audio description.

⚠ Please contact your CSM to enable this on your account. Extended Audio Description requires a plugin in the Kaltura Player. To configure the plugin, administrators can visit our article [Extended Audio Description setup](#).

Order audio description per entry

1. From the user menu  select **My Media**.
2. On the **My Media** page, click a media entry. The media entry displays.
3. From the Actions drop-down menu select **+Caption & Enrich**.

The **Captions and Enrichment Services Requests** screen is displayed.



The screen is divided into two sections:

Existing Requests – Here you'll see a list of existing captions and enrichment requests and the status of each.

Existing Requests

[+ Order](#)

REQUES... ▾	SERVICE	FEATURE	LANGUA...	STATUS	
18/11/19	Machine	Translation	Russian	● Pending	>
18/11/19	Machine	Captions	English	● Pending	>

If there are no existing requests, the following message is displayed: 'No requests were found'.

Existing Requests

No requests were found ✕

Order Captions & Enrichment Services – This is where you'll order services.

Order Captions & Enrichment Services

Order Captions

Service: ▾

Source Media Language: ▾

Feature: ▾

Turnaround Time: ▾

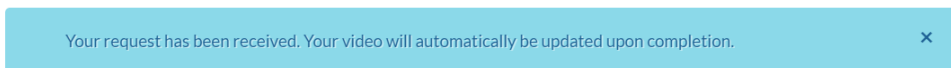
Instructions & Notes:

[Submit](#)

- Select the Unit – only in case different Reach profiles (budgets) are configured for each unit in your account. The selected unit will be charged for the captions request.
- Choose **Professional** as the Service. (Note: Extended audio Description is supported for professional service only and must be enabled by your system administrator.)

6. Select English from the drop-down menu. (Note: This service is only available in English)
7. Select **Extended Audio Description** from the **Feature** drop down.
8. Select the Turnaround Time (TAT) from the drop-down menu. The TAT options are set by your administrator.
9. Click **Submit**.


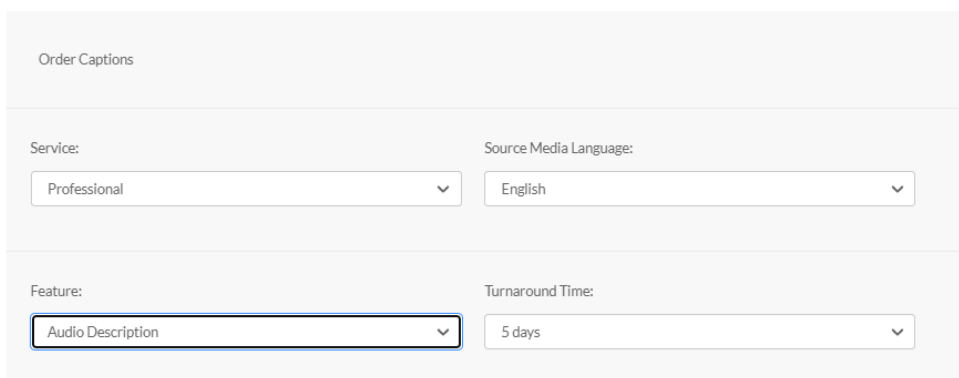
A success message displays: 'Your request has been received. Your video will automatically be updated upon completion'.



The request will be shown on the request list.

If there is an identical request for an audio description service, the system will display an error message: 'Service was already requested for this video'.

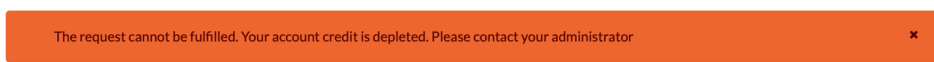
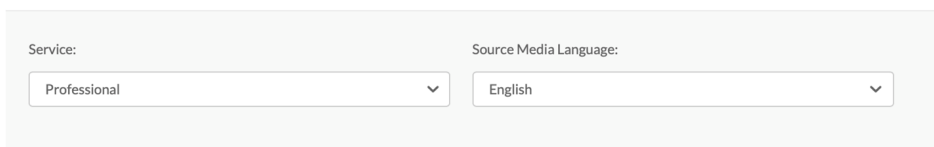
Order Captions & Enrichment Services

An orange notification bar with a close button (x) on the right. The text inside reads: "Service was already requested for this video".
A form titled "Order Captions" with the following fields:

- Service: Professional (dropdown)
- Source Media Language: English (dropdown)
- Feature: Audio Description (dropdown)
- Turnaround Time: 5 days (dropdown)

If there is insufficient credit to order this service, the system will display an error message: 'The request cannot be fulfilled. Your account credit is depleted. Please contact your administrator'.

Order Captions & Enrichment Services


An orange notification bar with a close button (x) on the right. The text inside reads: "The request cannot be fulfilled. Your account credit is depleted. Please contact your administrator".
A form titled "Order Captions" with the following fields:

- Service: Professional (dropdown)
- Source Media Language: English (dropdown)

You can follow the order status by viewing the status in the [Existing Requests](#) screen. If

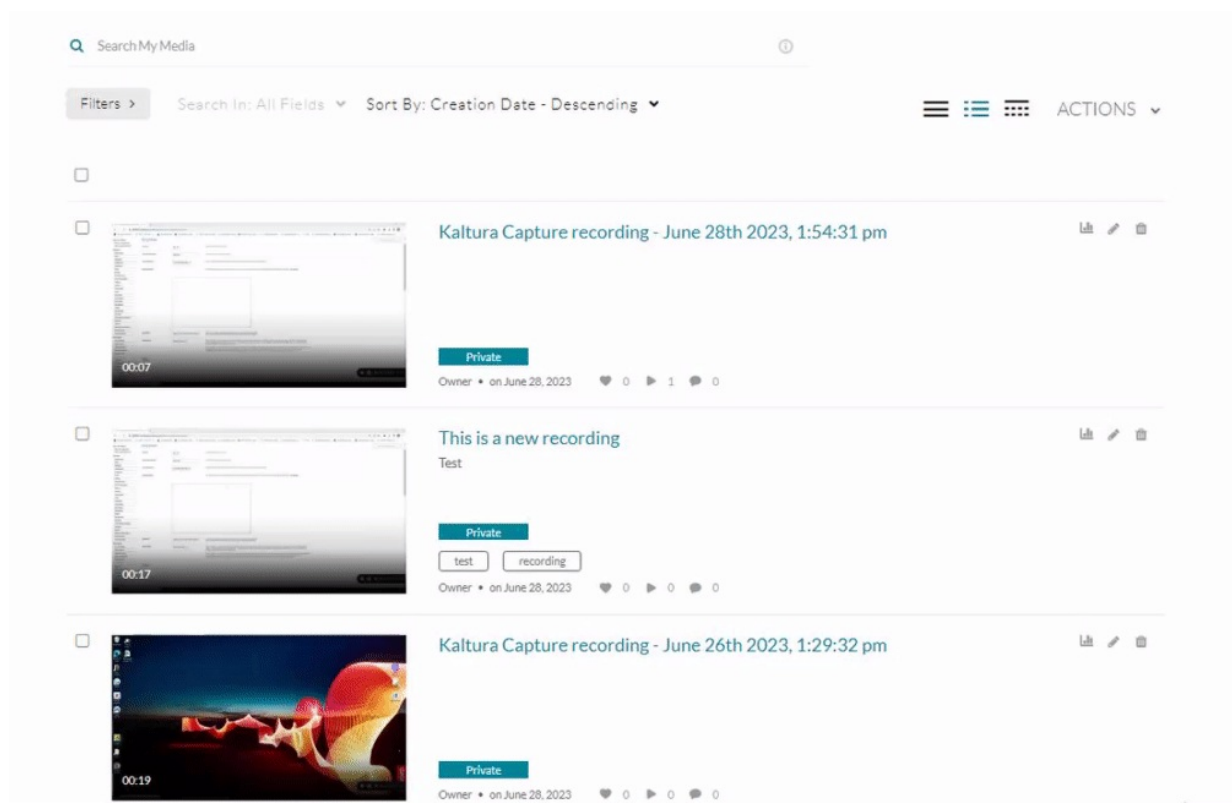
your requests require approval, the request status will be “Pending approval” until the requests are approved.

The audio description will be uploaded when completed, and you'll receive a message that your request has been received.

 Notifications must be enabled by your system administrator.

Ordering audio description for multiple entries

1. Go to **My Media** page.
2. Select the media you want to order captions for by checking the checkbox next to each media.
3. Select **Request Captions & Enrich**. The Captions & Enrich screen is displayed.




4. Follow steps 4-9 above.

User experience

Users can enable Extended audio description on the Kaltura V7 player by clicking the **AD** button to turn it on.



 Not supported in V2 player, mobile or non-VOD entries.

[template("cat-subscribe")]