

# Channel entitlements

Last Modified on 05/06/2026 8:40 pm IDT

 This article is designated for administrators.

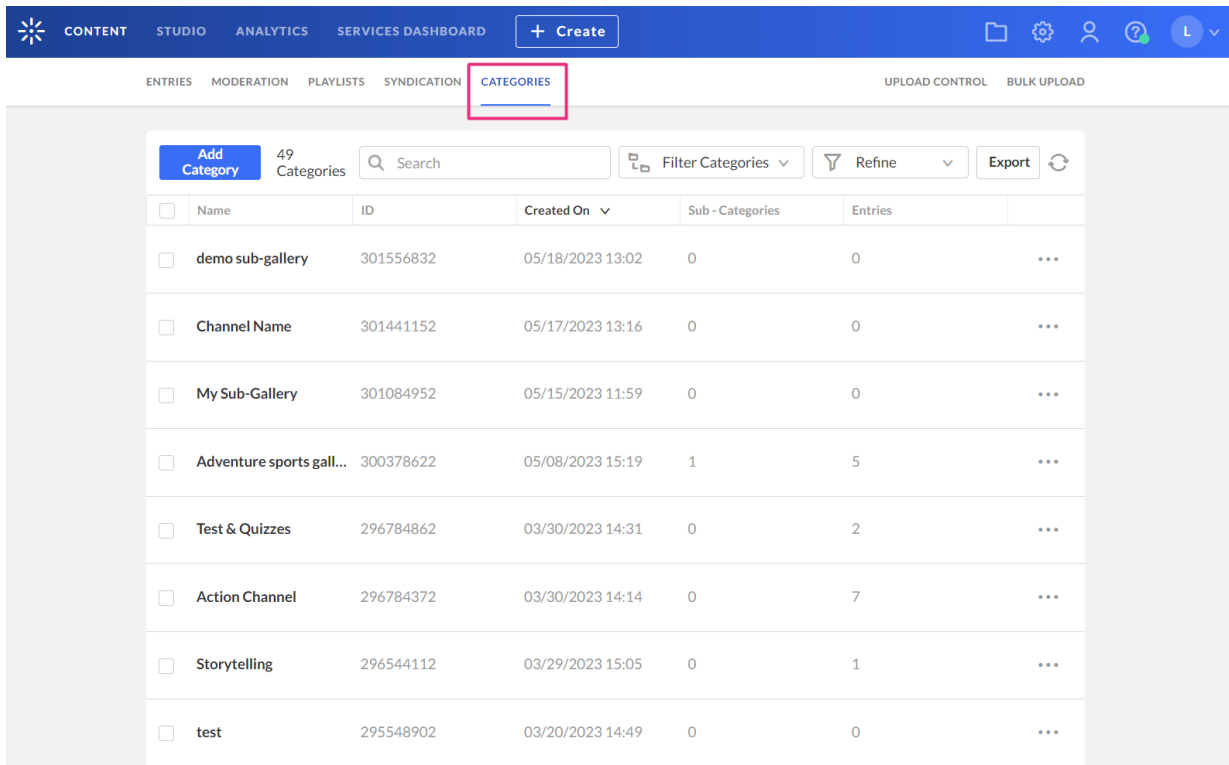
## About

When setting up a channel via the Video Portal, users have an option to select the respective Privacy. If administrators (not channel owners) are requested to change the channel entitlements (for example, changing a Restricted channel to a Public, Open channel), you can do it from Rich Media CMS.

To learn more about channel private settings, visit [Create a Channel](#).

## Access the Entitlements page

1. Log into Rich Media CMS.
2. Choose the **Categories** tab.



<input type="checkbox"/>	Name	ID	Created On	Sub - Categories	Entries	
<input type="checkbox"/>	demo sub-gallery	301556832	05/18/2023 13:02	0	0	...
<input type="checkbox"/>	Channel Name	301441152	05/17/2023 13:16	0	0	...
<input type="checkbox"/>	My Sub-Gallery	301084952	05/15/2023 11:59	0	0	...
<input type="checkbox"/>	Adventure sports gall...	300378622	05/08/2023 15:19	1	5	...
<input type="checkbox"/>	Test & Quizzes	296784862	03/30/2023 14:31	0	2	...
<input type="checkbox"/>	Action Channel	296784372	03/30/2023 14:14	0	7	...
<input type="checkbox"/>	Storytelling	296544112	03/29/2023 15:05	0	1	...
<input type="checkbox"/>	test	295548902	03/20/2023 14:49	0	0	...

3. Find the category you want to configure and click the **three dots menu** at the end of the row.

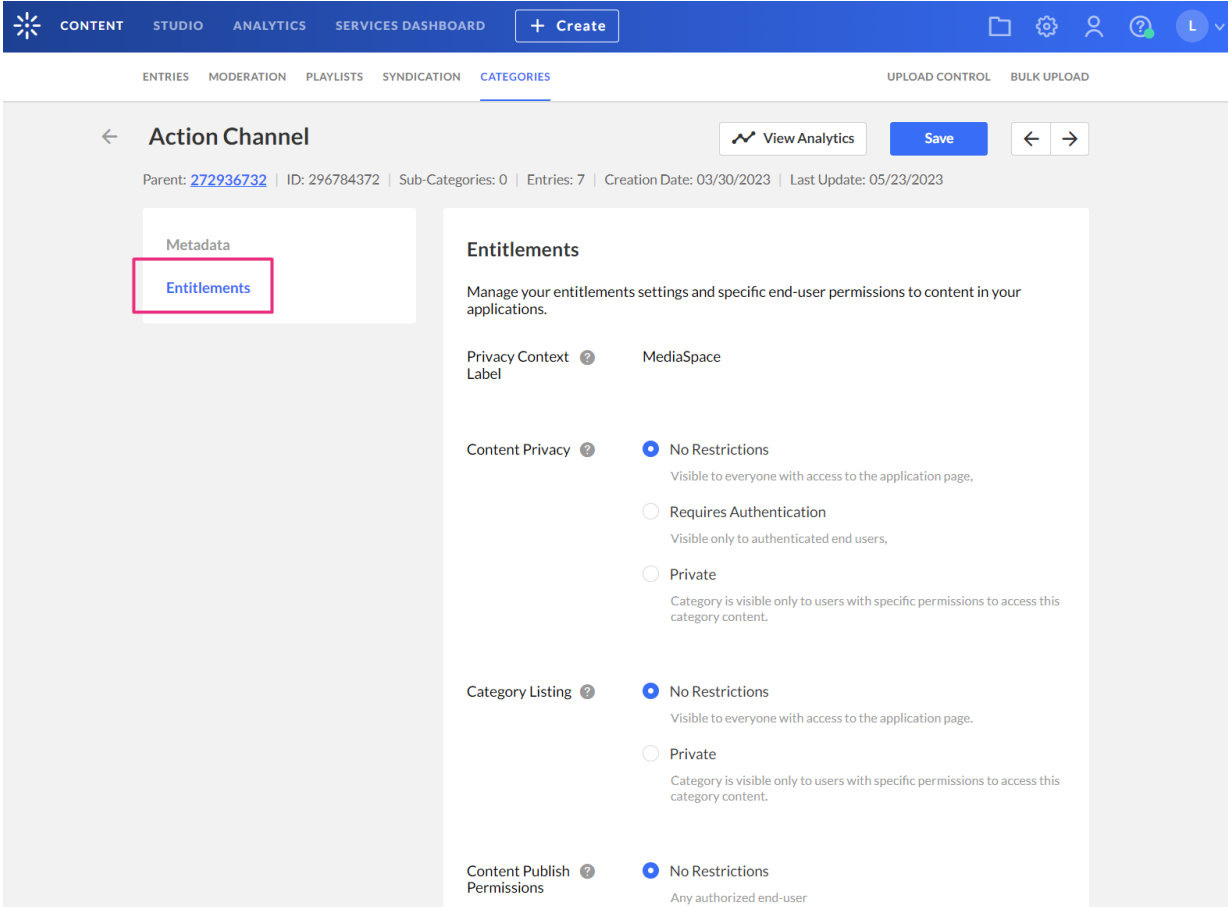
<input type="checkbox"/>	Name	ID	Created On	Sub - Categories	Entries	
<input type="checkbox"/>	Action Channel	296784372	03/30/2023 14:14	0	7	⋮

4. Choose **Edit** from the drop-down menu.

- Edit** ←
- View Entries
- Move Category
- Add Service Rule
- View Analytics
- Delete

The category page displays.

5. Click the **Entitlements** tab.



Parent: [272936732](#) | ID: 296784372 | Sub-Categories: 0 | Entries: 7 | Creation Date: 03/30/2023 | Last Update: 05/23/2023

**Entitlements**

Manage your entitlements settings and specific end-user permissions to content in your applications.

Privacy Context MediaSpace  
Label

Content Privacy 

- No Restrictions  
Visible to everyone with access to the application page.
- Requires Authentication  
Visible only to authenticated end users.
- Private  
Category is visible only to users with specific permissions to access this category content.

Category Listing 

- No Restrictions  
Visible to everyone with access to the application page.
- Private  
Category is visible only to users with specific permissions to access this category content.





Content Publish Permissions 

- No Restrictions  
Any authorized end-user

The **Entitlements** page displays.

### Entitlements

Manage your entitlements settings and specific end-user permissions to content in your applications.

Privacy Context Label 	MediaSpace
Content Privacy 	<input checked="" type="radio"/> <b>No Restrictions</b> Visible to everyone with access to the application page.
	<input type="radio"/> <b>Requires Authentication</b> Visible only to authenticated end users.
	<input type="radio"/> <b>Private</b> Category is visible only to users with specific permissions to access this category content.
Category Listing 	<input checked="" type="radio"/> <b>No Restrictions</b> Visible to everyone with access to the application page.
	<input type="radio"/> <b>Private</b> Category is visible only to users with specific permissions to access this category content.
Content Publish Permissions 	<input checked="" type="radio"/> <b>No Restrictions</b> Any authorized end-user
	<input type="radio"/> <b>Private</b> Only end-users with specific permission can add content to this category.

### Entitlements list

From here you can configure the channel entitlements. The corresponding Rich Media CMS channel entitlements in relation to the Video Portal Channel privacy are shown in the table below.

Video Portal	Rich Media CMS
<b>Privacy:</b> Open	<b>Content Privacy:</b> Requires authentication <b>Category Listing:</b> No restrictions <b>Content Publish Permissions:</b> No restrictions
<b>Privacy:</b> Restricted	<b>Content Privacy:</b> Requires authentication <b>Category Listing:</b> No restrictions <b>Content Publish Permissions:</b> Private
<b>Privacy:</b> Private	<b>Content Privacy:</b> Private <b>Category Listing:</b> Private <b>Content Publish Permissions:</b> Private
<b>Privacy:</b> Shared Repository	<b>Content Privacy:</b> Private <b>Category Listing:</b> Private <b>Content Publish Permissions:</b> Private
<b>Privacy:</b> Public, Restricted	<b>Content Privacy:</b> No restrictions <b>Category Listing:</b> No restrictions <b>Content Publish Permissions:</b> Private
<b>Privacy:</b> Public, Open	<b>Content Privacy:</b> No restrictions <b>Category Listing:</b> No restrictions <b>Content Publish Permissions:</b> No restrictions



The Video Portal only supports specific setups of that accord. Other setups will not be supported.