

Webinar showcase

Last Modified on 10/07/2024 3:41 pm IDT

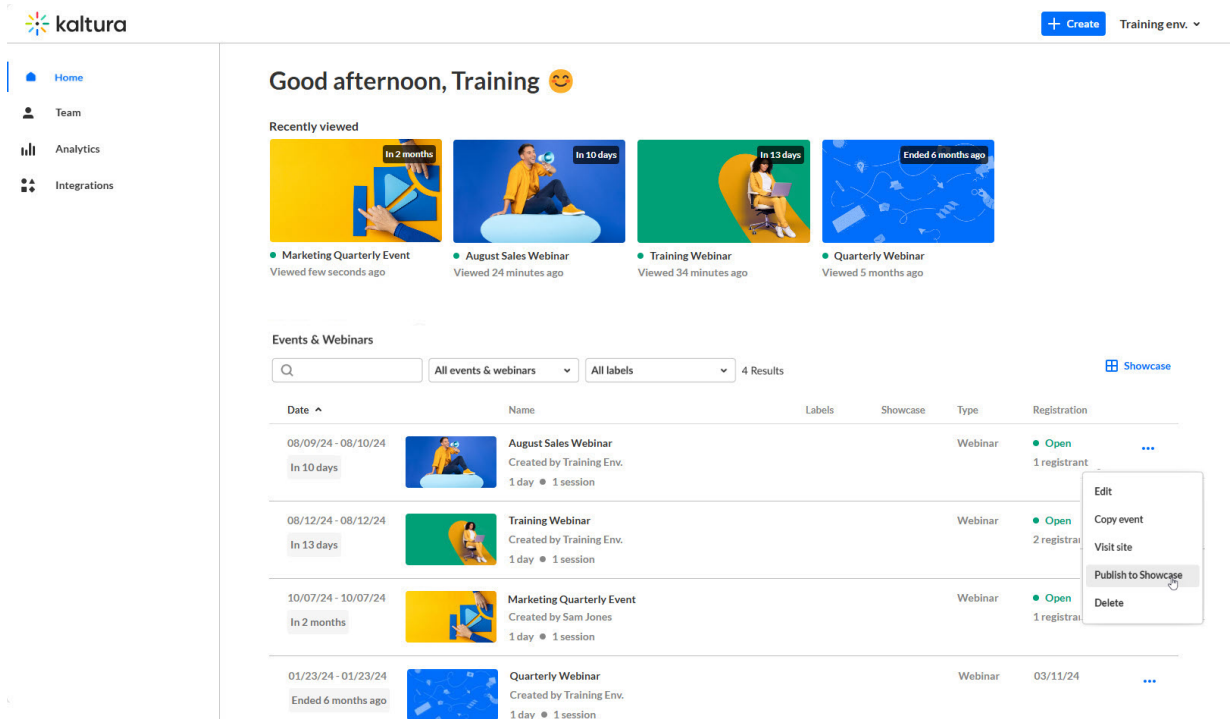
 This article is designated for all users.

About

Webinar organizers who have been planning and managing a variety of webinars may wish to "showcase" upcoming and past webinars to prospects and allow those prospects to register for upcoming webinars and/or watch past webinars on demand. Kaltura generates a "Showcase page" that webinar organizers can customize, share directly with prospects, and/or embed on the webinar organizer's own website. Webinar organizers can choose the specific webinars they want listed on their Showcase page, as well as those webinars they want highlighted/promoted at the top of the page. Prospects can browse the Showcase page to view a list of webinars coming up, register for them, and watch past webinars on demand.

To add webinars to and highlight webinars on your Showcase page

1. On the Webinars Home page, click the three-button menu to the right of the webinar you would like to showcase, then choose **Publish to Showcase**.



The screenshot shows the Kaltura interface with a sidebar on the left containing 'Home', 'Team', 'Analytics', and 'Integrations'. The main content area displays a 'Good afternoon, Training' greeting and a 'Recently viewed' section with four webinar thumbnails. Below this is an 'Events & Webinars' table with columns for Date, Name, Labels, Showcase, Type, and Registration. A dropdown menu is open for the 'Marketing Quarterly Event' row, showing options: Edit, Copy event, Visit site, Publish to Showcase (highlighted), and Delete.

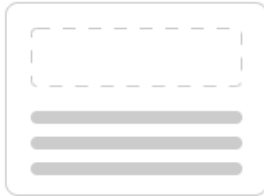
Date	Name	Labels	Showcase	Type	Registration
08/09/24 - 08/10/24 In 10 days	August Sales Webinar Created by Training Env. 1 day 1 session			Webinar	Open 1 registrant
08/12/24 - 08/12/24 In 13 days	Training Webinar Created by Training Env. 1 day 1 session			Webinar	Open 2 registrant
10/07/24 - 10/07/24 In 2 months	Marketing Quarterly Event Created by Sam Jones 1 day 1 session			Webinar	Open 1 registrant
01/23/24 - 01/23/24 Ended 6 months ago	Quarterly Webinar Created by Training Env. 1 day 1 session			Webinar	03/11/24

The **Publish on Showcase** screen displays.

Publish on Showcase

Published The published event will appear on showcase

Highlight this event on the Showcase page



Cancel

Save changes

2. Click to slide the enable button to the right, confirming you would like to publish this webinar on your Showcase page. Additional options display.

Publish on Showcase

Published The published event will appear on showcase

Highlight this event on the Showcase page



Cancel


Save changes

3. Click to select **Highlight this event on the Showcase page** if you would like to highlight/promote this webinar at the top of the page.

Publish on Showcase

Published The published event will appear on showcase

Highlight this event on the Showcase page



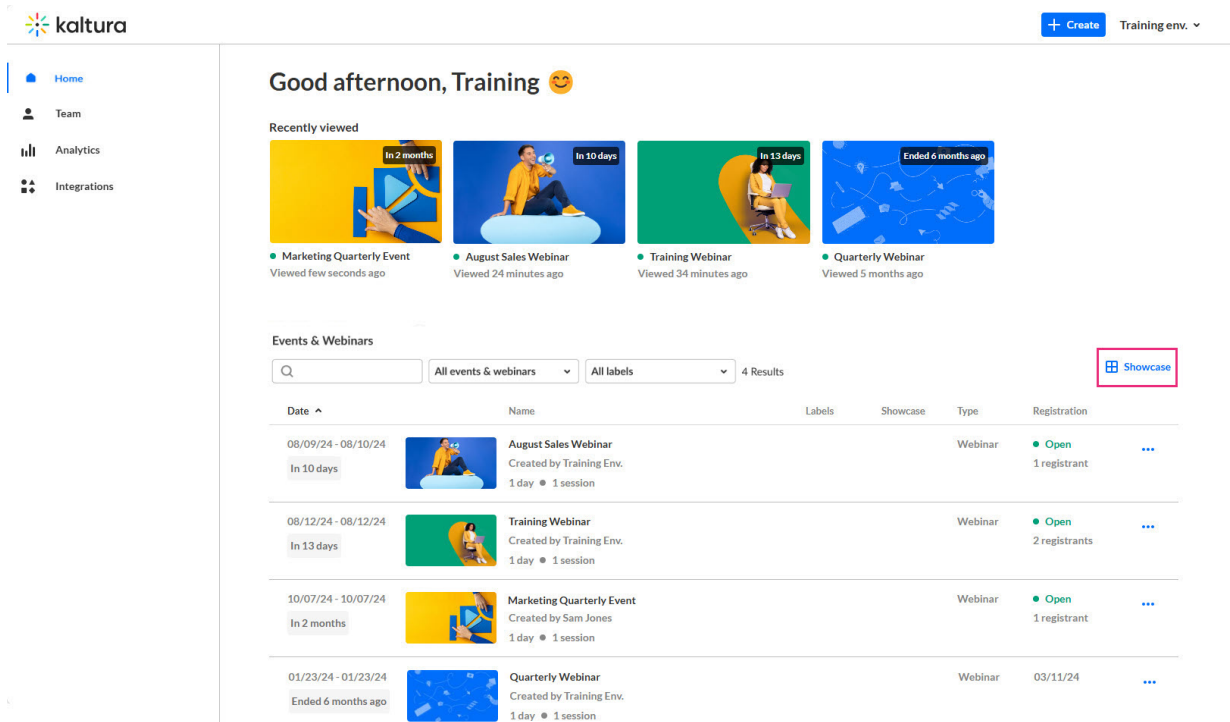
Cancel

Save changes

4. Click **Save Changes**. You are notified that the webinar was successfully published on the showcase.

To customize your Showcase page

1. On the Webinars Home page of your account, click the **Showcase** button.



The screenshot shows the Kaltura account dashboard. The top navigation bar includes the Kaltura logo, a '+ Create' button, and a dropdown menu for 'Training env.'. The left sidebar contains navigation links for Home, Team, Analytics, and Integrations. The main content area displays a greeting 'Good afternoon, Training' with a smiley face emoji. Below this is a 'Recently viewed' section with four event thumbnails: 'Marketing Quarterly Event' (viewed few seconds ago), 'August Sales Webinar' (viewed 24 minutes ago), 'Training Webinar' (viewed 34 minutes ago), and 'Quarterly Webinar' (viewed 5 months ago). The 'Events & Webinars' section features a search bar, filters for 'All events & webinars' and 'All labels', and a '4 Results' indicator. A 'Showcase' button is highlighted with a red box. Below the filters is a table of events:

Date	Name	Labels	Showcase	Type	Registration
08/09/24 - 08/10/24 In 10 days	August Sales Webinar Created by Training Env. 1 day 1 session			Webinar	Open 1 registrant
08/12/24 - 08/12/24 In 13 days	Training Webinar Created by Training Env. 1 day 1 session			Webinar	Open 2 registrants
10/07/24 - 10/07/24 In 2 months	Marketing Quarterly Event Created by Sam Jones 1 day 1 session			Webinar	Open 1 registrant
01/23/24 - 01/23/24 Ended 6 months ago	Quarterly Webinar Created by Training Env. 1 day 1 session			Webinar	03/11/24

The Showcase page displays with the Page tab selected as default.

× Events showcase

🏠 Page </> Embed

Showcase upcoming and past events on a single page.

Page URL
http://12345-collections.sites/kaltura.com

[Copy URL](#) [Visit Showcase](#)

Customization

Page title 14/32

Kaltura events

Page description 141/240

Browse our upcoming event or watch recording of past events. Looking for something specific? Search for your event by name, speaker or topic.

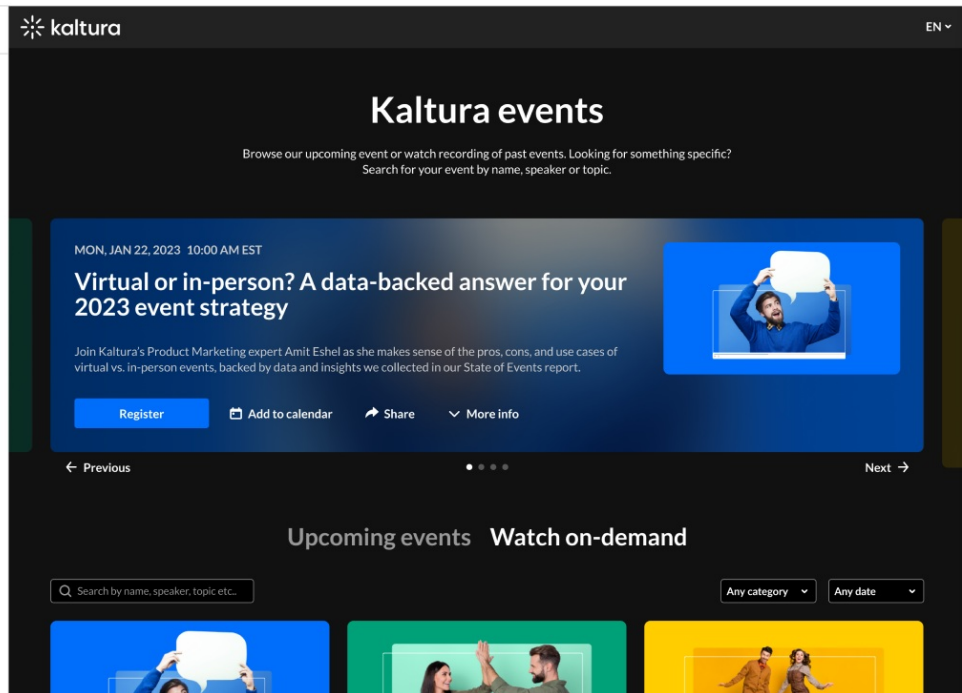
Logo

Ensure your logo has sufficient contrast on darker backgrounds



[Edit logo](#)

[Publish changes](#)



- Here you can customize your webinar showcase, including **Page title**, **Page description**, and **Logo**; you may copy your URL by clicking the **Copy URL** button; and you may publish any changes you've made by clicking the **Publish changes** button. You may also click the **Visit Showcase** link to be redirected to the actual Showcase page.
- If you would like to embed your Showcase page on your website, click the Embed tab, then copy the code by clicking **Copy code**. On this tab you may also choose a Light or Dark theme for the embeddable version.

× Events showcase

🏠 Page </> **Embed**

Embed your showcase on any site.

Embed

```
<iframe height="750" width="100%" src="https://eventplatform.kaltura.com/widgets/event/8a5e1510-6e3f-11ed-bdc6-c34e22b0686b/embedded-...>
```

[Copy code](#)

Customization

Theme



Light

Dark

