

Reset password in Content Hubs

Last Modified on 04/20/2026 4:55 pm IDT

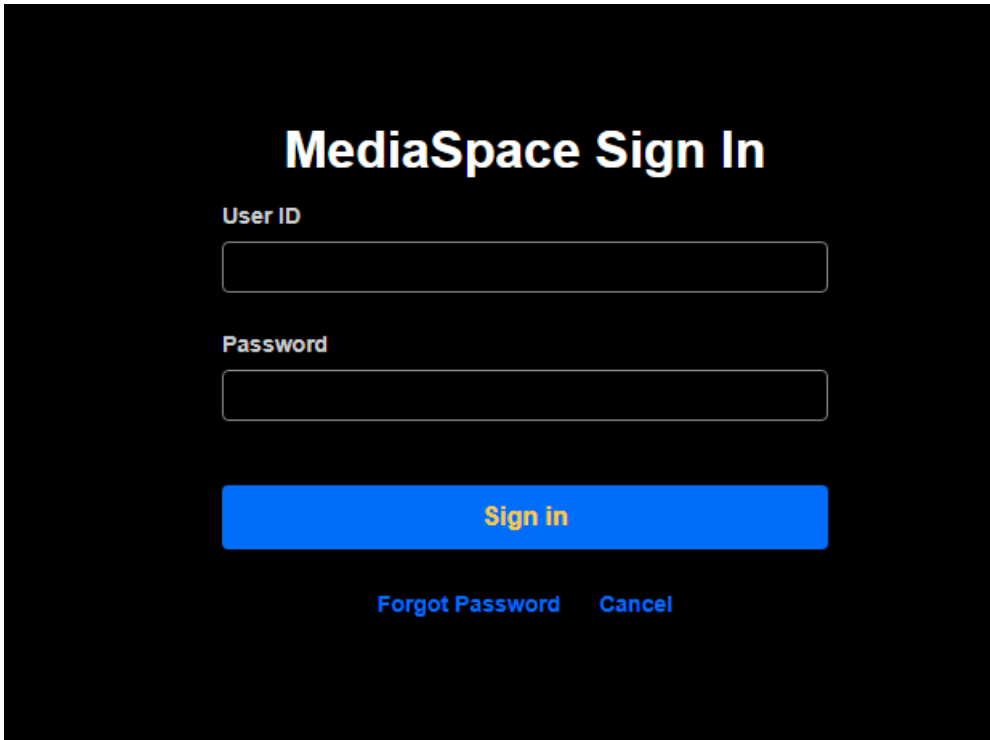
 This article is designated for all users.

About

This article explains how to reset your password if you forgot it.

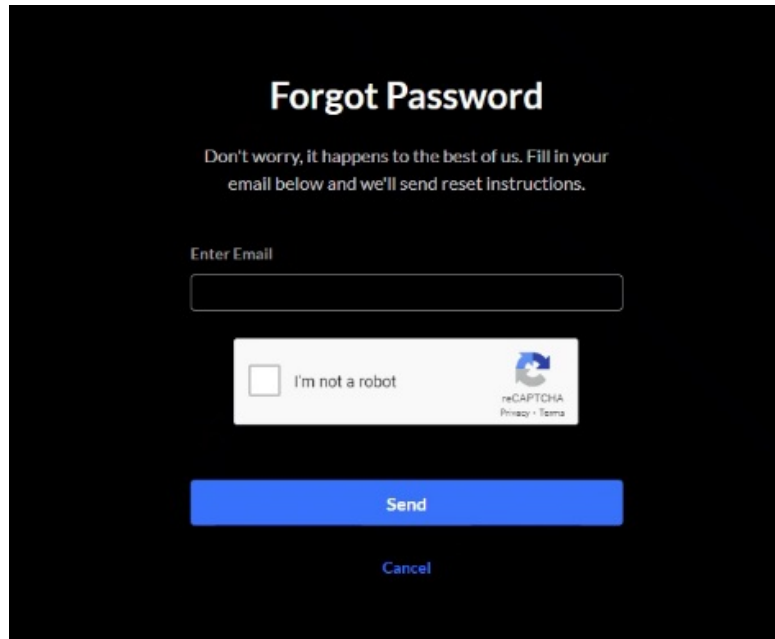
Reset your password

1. Click **Forgot Password** in the Sign-In window.

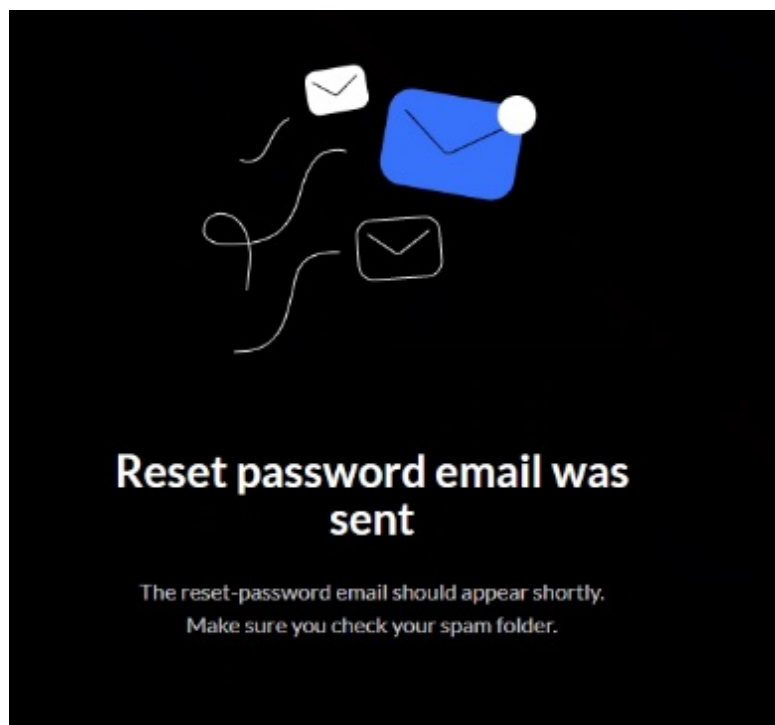


The screenshot shows a dark-themed sign-in window titled "MediaSpace Sign In". It features two input fields: "User ID" and "Password". Below the fields is a prominent blue "Sign in" button. At the bottom, there are two links: "Forgot Password" and "Cancel".

2. Enter your email address, check the box "I'm not a robot" and click Send.



3. Check your email and follow the instructions to create your new password.



Make sure that the email address you enter in the Forgot Password field is the email associated with your account. If your email address exists in our system, you'll receive an email with the link to reset your password.

Be sure to check your spam or junk folders. If you don't receive an email with reset password instructions, please contact support at [Customer Care Portal](#).



For the Forgot Password setup, visit [Auth module](#).
