

Kaltura Virtual Events Interface Overview

Last Modified on 06/18/2026 4:22 pm IDT

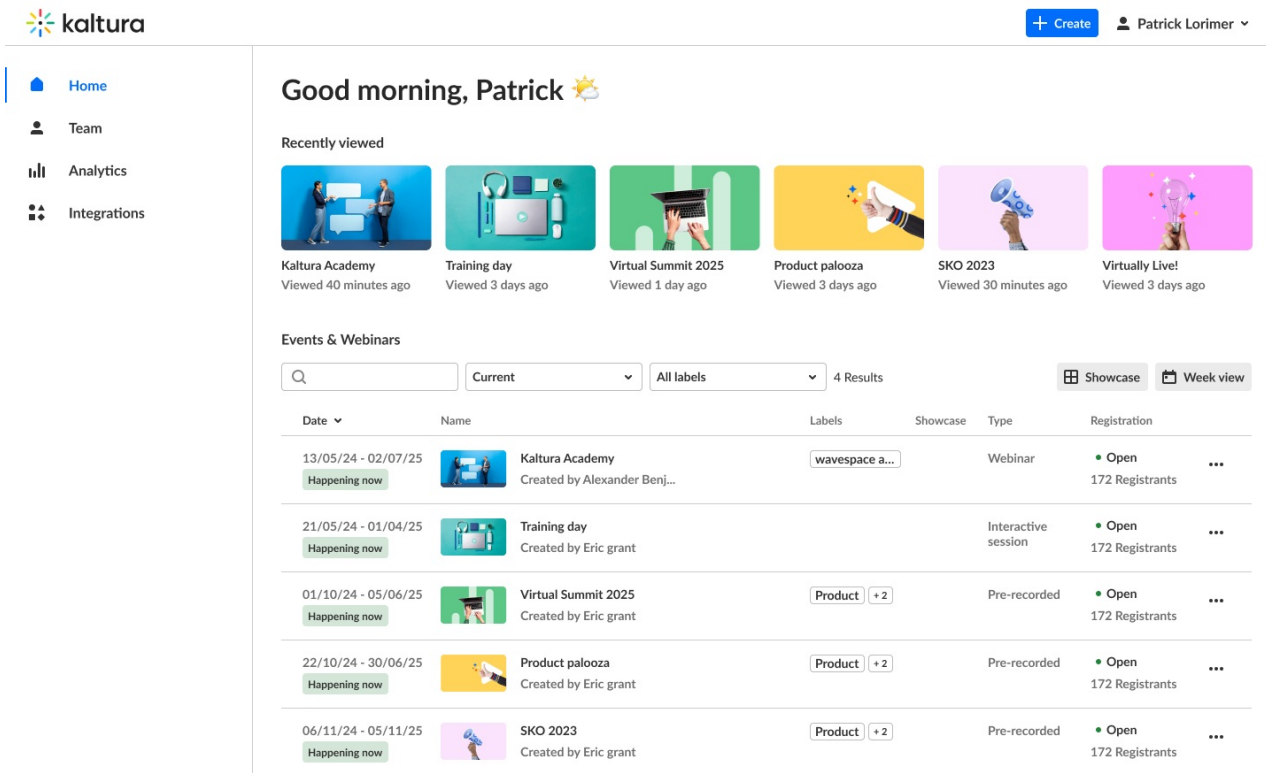
 This article is designated for all users.

About






This article provides an overview of the Kaltura Virtual Events interface and helps you get oriented once you log in.


Kaltura Virtual Events Home page

On the Kaltura Virtual Events Home page, key event management features are organized into four main tabs - **Home**, **Team**, **Analytics**, and **Integrations** - each providing specific tools for managing, monitoring, and connecting your events.



The screenshot shows the Kaltura Virtual Events Home page. At the top left is the Kaltura logo. On the right, there is a '+ Create' button and a user profile for 'Patrick Lorimer'. A left-hand navigation menu contains 'Home' (selected), 'Team', 'Analytics', and 'Integrations'. The main content area displays a greeting 'Good morning, Patrick' with a sun icon. Below this is a 'Recently viewed' section with six event cards: 'Kaltura Academy' (viewed 40 minutes ago), 'Training day' (viewed 3 days ago), 'Virtual Summit 2025' (viewed 1 day ago), 'Product palooza' (viewed 3 days ago), 'SKO 2023' (viewed 30 minutes ago), and 'Virtually Live!' (viewed 3 days ago). The 'Events & Webinars' section features a search bar, filters for 'Current' and 'All labels', and '4 Results'. It includes view toggles for 'Showcase' and 'Week view'. A table lists the events with columns for Date, Name, Labels, Showcase, Type, and Registration.

Date	Name	Labels	Showcase	Type	Registration
13/05/24 - 02/07/25 Happening now	 Kaltura Academy Created by Alexander Benj...	wavespace a...		Webinar	Open 172 Registrants
21/05/24 - 01/04/25 Happening now	 Training day Created by Eric grant			Interactive session	Open 172 Registrants
01/10/24 - 05/06/25 Happening now	 Virtual Summit 2025 Created by Eric grant	Product +2		Pre-recorded	Open 172 Registrants
22/10/24 - 30/06/25 Happening now	 Product palooza Created by Eric grant	Product +2		Pre-recorded	Open 172 Registrants
06/11/24 - 05/11/25 Happening now	 SKO 2023 Created by Eric grant	Product +2		Pre-recorded	Open 172 Registrants

 Kaltura Virtual Events uses role-based access to control which features users can see and modify. Depending on your role, some tabs or features may not be visible or accessible. Please see [Event user roles](#) and/or your account owner/admin for further information.

Home tab

The [Home tab](#) is the main dashboard of Kaltura Virtual Events. This tab displays all events in a Kaltura Virtual Events account and lets authorized users quickly view, search, filter, and navigate to event details, recently viewed events, weekly session views, and the customizable showcase page.

Team tab

Use the [Team tab](#) to add, edit, and delete team members and assign them roles and event responsibilities within Kaltura Virtual Events.

Analytics tab

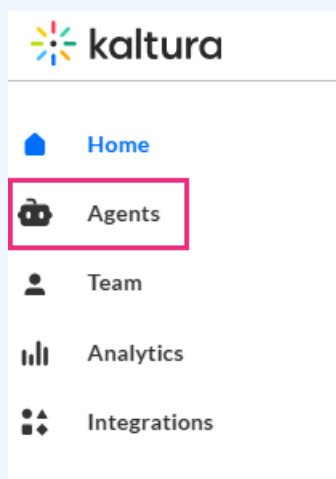
The [Analytics tab](#) provides account owners/admins with a comprehensive dashboard to view and export engagement metrics and insights across events, such as player impressions, plays, unique viewers, minutes viewed, top videos, and other analytics with filtering, sorting, comparison, and reporting options

Integrations tab

The [Integrations tab](#) allows account owners/admins to add, view, and manage third-party integrations (like CRM or marketing systems) that connect with Kaltura Virtual Events.



If **Agentic Avatar Studio** is enabled on your account, you'll see one additional tab - **Agents**.



For detailed information about using the Agentic Avatar Studio, see our [Knowledge Center category](#).