

Registration and attendance (Registration analytics) for webinars

Last Modified on 11/10/2025 5:15 pm IST

 This article is designated for all users.

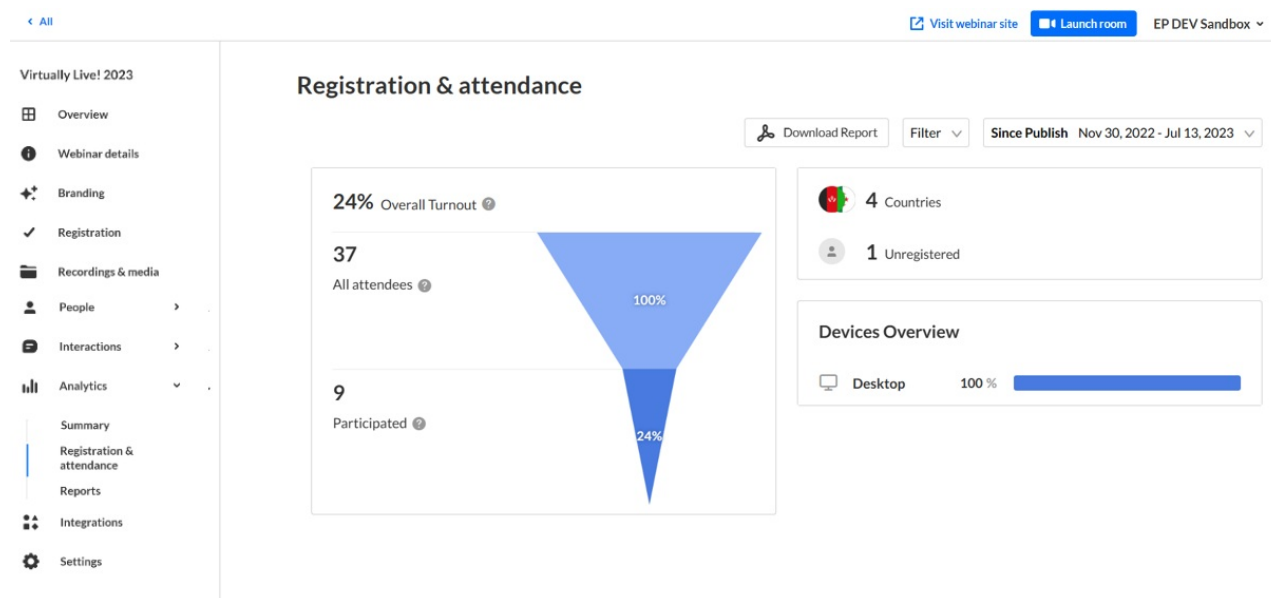
About

This article describes how to view registration and attendance analytics on a webinar and download a PDF version of the dashboard.

View registration and attendance analytics

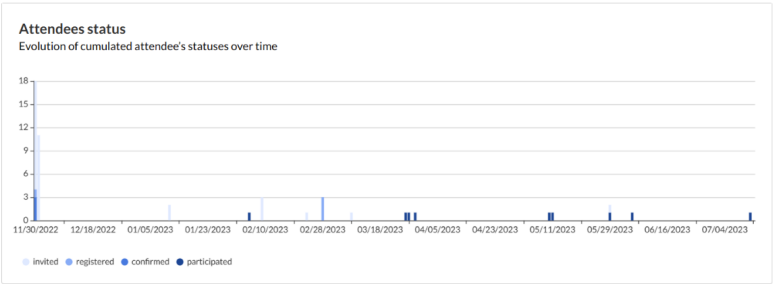
Navigate to the Registration & Attendance page; from the site page, choose Registration & attendance from the Analytics tab pull-down menu.

The Registration & attendance page displays.



The first portion of the page (shown above) provides information on overall turnout, countries from which attendees are registered, number of unregistered participants, and devices.

The second portion (shown below) provides information on the evolution of cumulated attendees' statuses over time.



The third portion (shown below) provides information on status of participants - registered, confirmed, participated, or unregistered - and details for each day since registration was opened.

RegisteredConfirmedParticipatedUnregistered

10.80.60.40.20

04/27/202204/28/202204/29/2022

Hide Details

Days	Registered	Confirmed	Participated	Unregistered
04/29/2022	0	0	0	0
04/28/2022	0	0	0	0
04/27/2022	0	1	0	0

<<1>>

The fourth portion (shown below) provides information on top geographic areas.



The fifth portion (shown below) focuses on roles of those who are registered and industries in which they work.

Roles

NameRegistered

No Data Found

<<1>>

Industries

NameRegistered


No Data Found

<<1>>

You may also perform the following additional functions on the Registration and attendance page:

Filter by several different data points

Registration Analytics

 Download Report

Filter ^

Since Publish Jun 5, 2022 - Jun 13, 2022 v

Registration Origin


☐ Registration
 ☐ Invitation
 ☐ SSO
 ☐ Webhook

Filter Countries

Select Country v

Apply

Sort based on specific dates or time

 Download Report

Filter ^

Since Publish Jun 5, 2022 - Jun 13, 2022 v

Preset

Specific Date Range

SINCE		LAST	CURRENT
Publish	✓	7 Days	Week
		30 Days	Month

Apply

Compare data from one period to another


[Download Report](#)
[Filter](#) ^

Since Publish Jun 5, 2022 - Jun 13, 2022 v

Preset

Specific Date Range


06/13/2022

00:00 v

–



06/13/2022

23:59 v



June v

2022 v



Su	Mo	Tu	We	Th	Fr	Sa
29	30	31	1	2	3	4
5	6	7	8	9	10	11
12	13	14	15	16	17	18
19	20	21	22	23	24	25
26	27	28	29	30	1	2

Apply

You may click the **Download Report** button to download a PDF version of the dashboard.